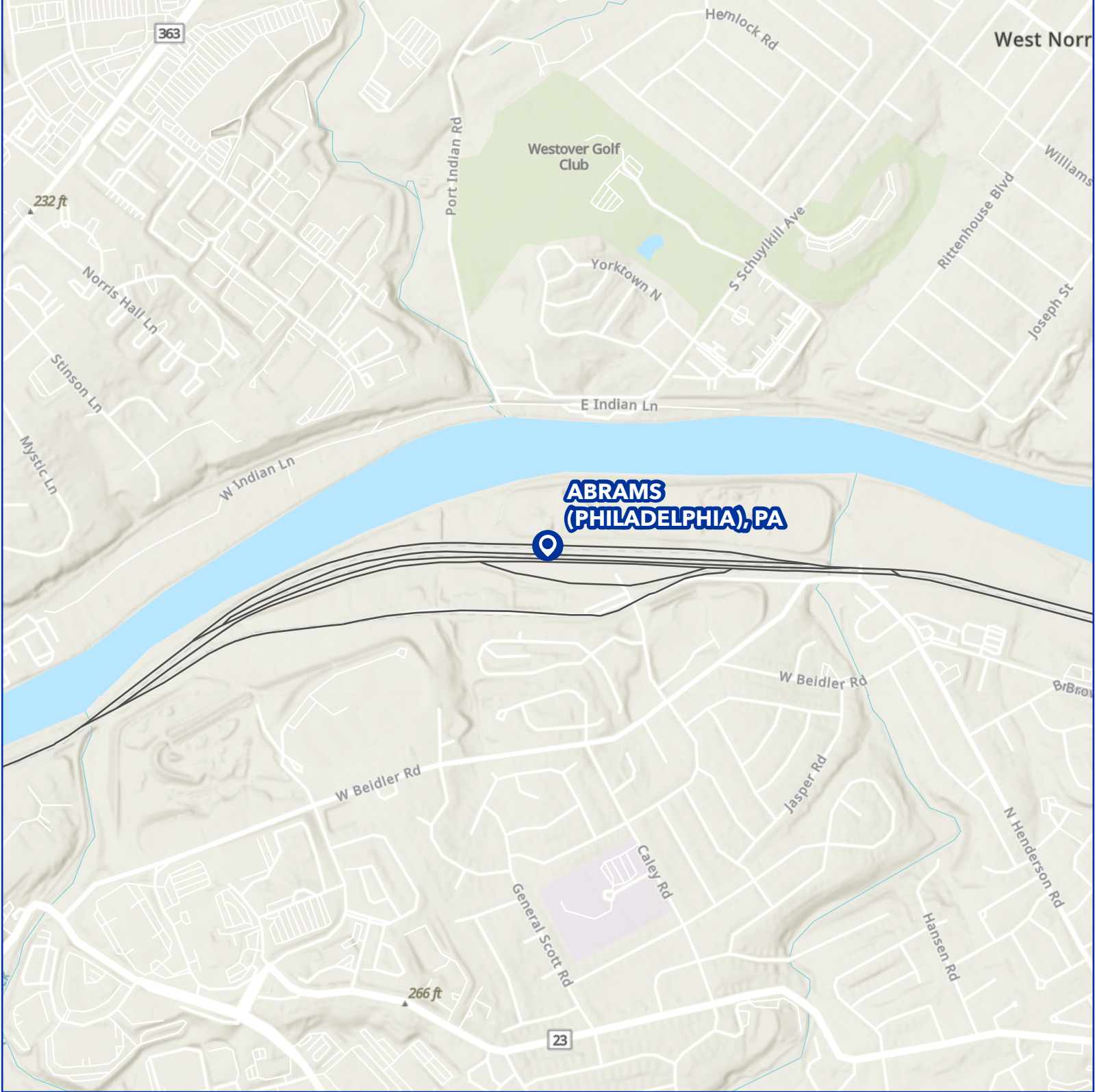


UP-NS Response to OEA Request #3
Master Data Table - Manifest Yards (A3)

Manifest Rail Yards Exceeding Board Thresholds

Supersedes Previous Submittals to OEA for Information Requests 1 & 2

Yard Code	Owner Railroad	Yard Name	Exceeds Board Thresholds for 49 CFR 1105.7(e)(5)	Baseline Carloads Per Day (CPD)	Baseline Organic Growth (5 Years) CPD	Year 5 CPD No Transaction	Transaction Growth CPD	Year 5 CPD with Transaction	% Transaction CPD Change	Latitude	Longitude	State
HP20_NS	NS	ABRAMS (PHILADELPHIA), PA	YES	378	46	424	109	533	25.7%	40.1156670	-75.3900250	PA
X 288_UP	UP	BALD KNOB AR_UP	YES	6	0	6	11	17	189.7%	35.3012740	-91.5790730	AR
MH119_NS	NS	BATTLE CREEK MI_NS	YES	12	1	13	4	18	33.6%	42.3133000	-85.1562000	MI
17EB_NS	NS	BOONVILLE IN_NS	YES	13	2	15	5	20	35.2%	38.0448060	-87.2855640	IN
76A_NS	NS	BULLS GAP TN_NS	YES	98	12	110	23	133	20.8%	36.2585960	-83.0794180	TN
MX003_UP	UP	CHOUTEAU MO_UP	YES	54	3	57	13	69	22.0%	38.6227000	-90.2636000	MO
09572_NS	NS	CITATION IL_NS	YES	41	5	46	17	63	36.7%	38.7872050	-90.0545440	IL
240A_NS	NS	DEBUTTS (CHATTANOOGA), TN	YES	1,673	201	1,874	484	2,358	25.8%	35.0648050	-85.2653980	TN
363A_NS	NS	DECATUR, AL	YES	206	25	230	55	285	23.7%	34.6131490	-87.0191370	AL
TB065_UP	UP	DONALDSONVILLE, LA	YES	121	6	128	44	171	34.3%	30.0959780	-90.9871810	LA
JQ380_UP	UP	EAST MODESTO CA_UP	YES	74	4	77	21	98	26.5%	37.6373160	-120.9994820	CA
HE1_NS	NS	EDGEMOOR, DE	YES	152	18	170	57	227	33.5%	39.7450650	-75.5182620	DE
5WJ_NS	NS	ELIZABETHPORT NJ_NS	YES	5	1	5	2	7	34.6%	40.6647370	-74.1790290	NJ
JQ109_UP	UP	FLETA CA_UP	YES	12	1	13	5	17	39.2%	34.9992600	-118.1568830	CA
09042_NS	NS	FT WAYNE TBT IN_NS	YES	46	6	51	41	92	79.8%	41.0645950	-85.1065500	IN
00371_NS	NS	FT. WAYNE, IN	YES	610	73	683	158	841	23.2%	41.0739200	-85.0469750	IN
585_NS	NS	GAINESVILLE GA_NS	YES	66	8	74	24	98	32.3%	34.3049810	-83.7984980	GA
484_NS	NS	GREENVILLE SC_NS	YES	105	13	117	34	151	28.8%	34.8603010	-82.4144780	SC
LF006_UP	UP	GUFFEY TX_UP	YES	82	4	86	23	109	26.8%	30.0174300	-94.0810400	TX
200W_NS	NS	HUNTINGBURG IN_NS	YES	43	5	49	10	59	20.8%	38.2973430	-86.9364310	IN
12004_NS	NS	KINNEY (LYNCHBURG), VA	YES	173	21	193	39	232	20.0%	37.3853100	-79.1706550	VA
CS720_UP	UP	LONG BEACH, CA	YES	132	7	139	52	191	37.1%	33.7811650	118.2328980	CA
MV4_NS	NS	MORRISVILLE PA_NS	YES	77	9	86	47	133	54.2%	40.1933430	-74.8096470	PA
10001_NS	NS	NORFOLK, VA	YES	138	17	154	37	192	24.2%	36.8015890	-76.2659430	VA
RV390_UP	UP	OZOL CA_UP	YES	50	3	52	14	66	26.3%	38.0219270	-122.1508230	CA
14PD_NS	NS	PAULSBORO NJ_NS	YES	69	8	77	17	94	22.5%	39.8350170	-75.2485360	NJ
75237_NS	NS	PAVONIA, NJ	YES	141	17	158	107	265	67.5%	39.9492000	-75.0941000	NJ
F140_NS	NS	RICHMOND VA_NS	YES	55	7	61	13	74	20.6%	37.5268160	-77.4505770	VA
R25_NS	NS	ROCK HILL SC_NS	YES	35	4	39	8	47	21.1%	34.9317660	-81.0191450	SC
C259_NS	NS	SAVANNAH, GA	YES	349	42	391	81	472	20.8%	32.0975310	-81.1652140	GA
123A_NS	NS	SEVIER (KNOXVILLE), TN	YES	288	35	323	129	452	39.8%	36.0322530	-83.8244140	TN
A256_NS	NS	SOUTH WATERS TN_NS	YES	30	4	33	50	83	150.3%	35.9498430	-84.5747470	TN
OZ505_UP	UP	SPRINGFIELD OR_UP	YES	31	2	33	13	45	38.5%	44.0428730	-123.0050650	OR
CD292_NS	NS	TOLEDO AIRLINE, OH	YES	183	22	205	153	358	75.0%	41.6396770	-83.5739550	OH
HP6_NS	NS	WEST FALLS YARD PA_NS	YES	25	3	28	11	39	39.7%	40.0106420	-75.2056840	PA
GA41_NS	NS	WEST OCCIDENTAL FL_NS	YES	83	10	93	27	120	28.9%	30.4412160	-82.8766470	FL
1BY_NS	NS	YANKEETOWN IN_NS	YES	9	1	11	5	16	50.5%	37.9208070	-87.3169170	IN



**ABRAMS
(PHILADELPHIA), PA**



ABRAMS (PHILADELPHIA), PA


KING OF PRUSSIA, PA (40.1157, -75.39)

Cars Per Day	CPD	Transaction Related Growth
Year 5 No Transaction	424	25.7%
Year 5 with Transaction	533	
Transaction Related Growth	109	



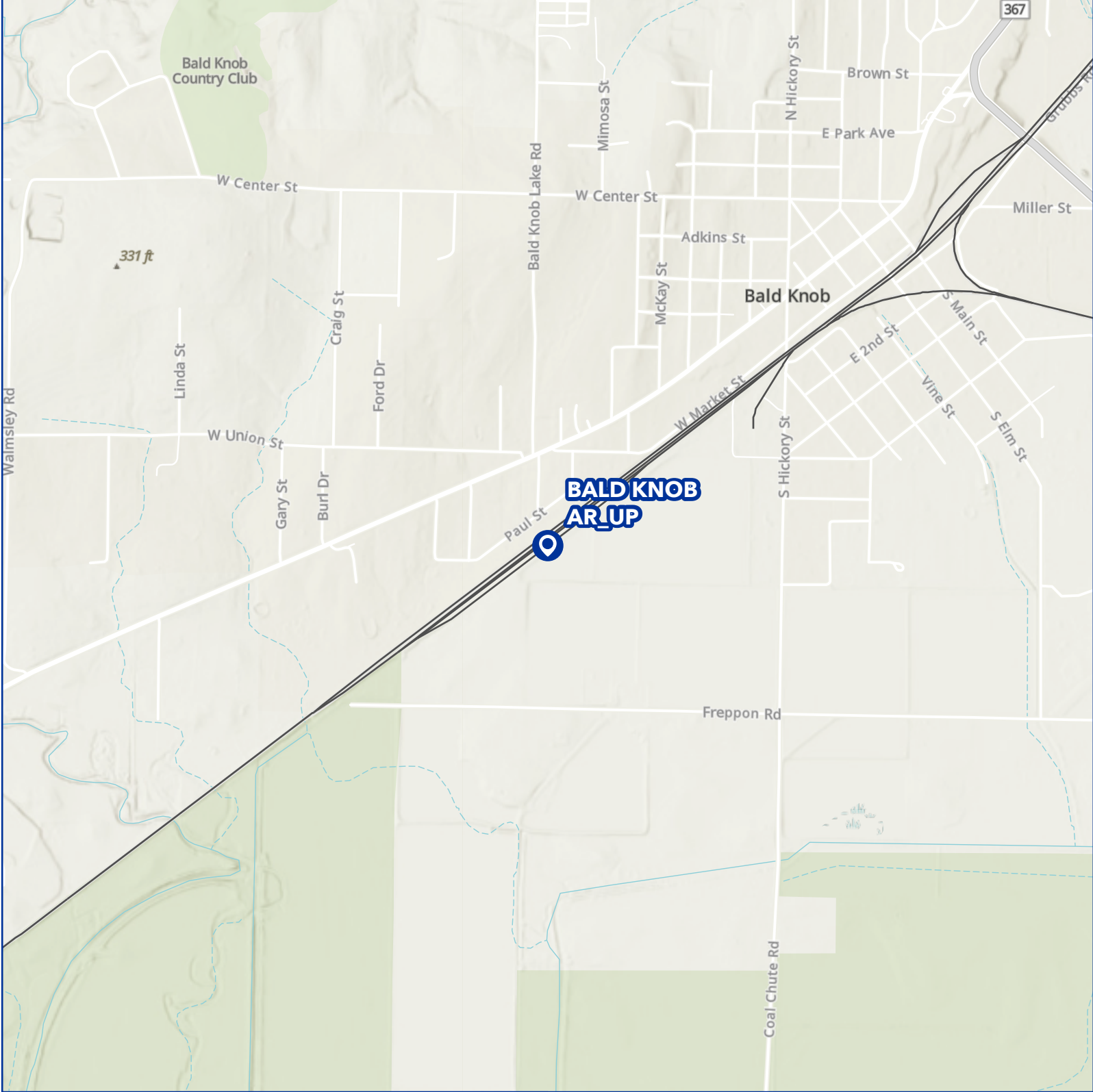
A3_MANIFEST_RAIL_YARD (OEA IR 1 Update)

OEA Map Series Info. Request No. 3

 Manifest Yards

Within Nonattainment, Maintenance, or Class 1 Zone : YES





BALD KNOB AR_UP

BALD KNOB, AR (35.3013, -91.5791)

A3_MANIFEST_RAIL_YARD (OEA IR 1 Update)
OEA Map Series Info. Request No. 3

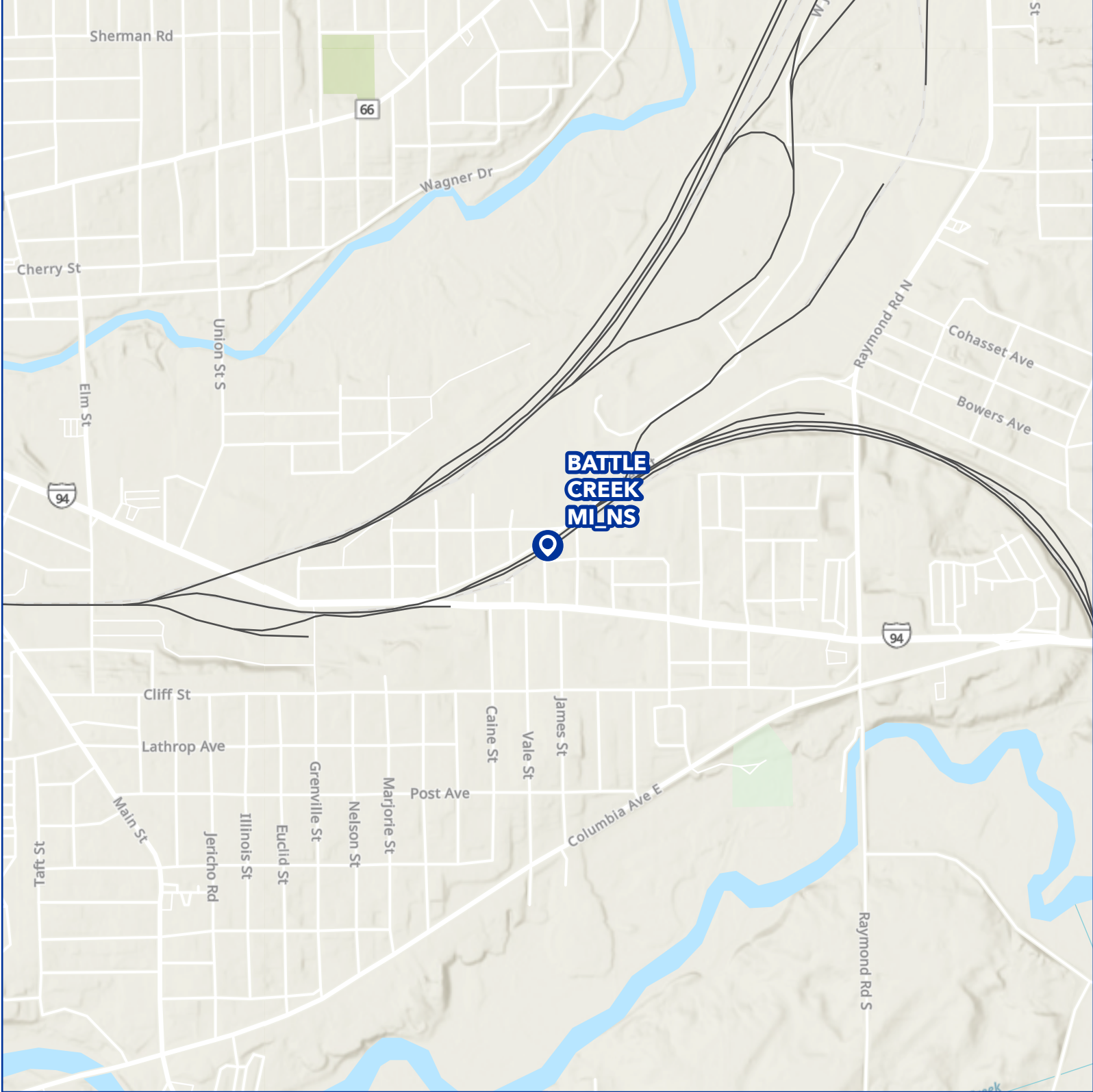
Cars Per Day	CPD	Transaction Related Growth
Year 5 No Transaction	6	189.7%
Year 5 with Transaction	17	
Transaction Related Growth	11	



Manifest Yards

Within Nonattainment,
 Maintenance, or Class 1 Zone : NO





BATTLE CREEK MI_NS

BATTLE CREEK, MI (42.3133, -85.1562)

Cars Per Day	CPD	Transaction Related Growth
Year 5 No Transaction	13	33.6%
Year 5 with Transaction	18	
Transaction Related Growth	4	

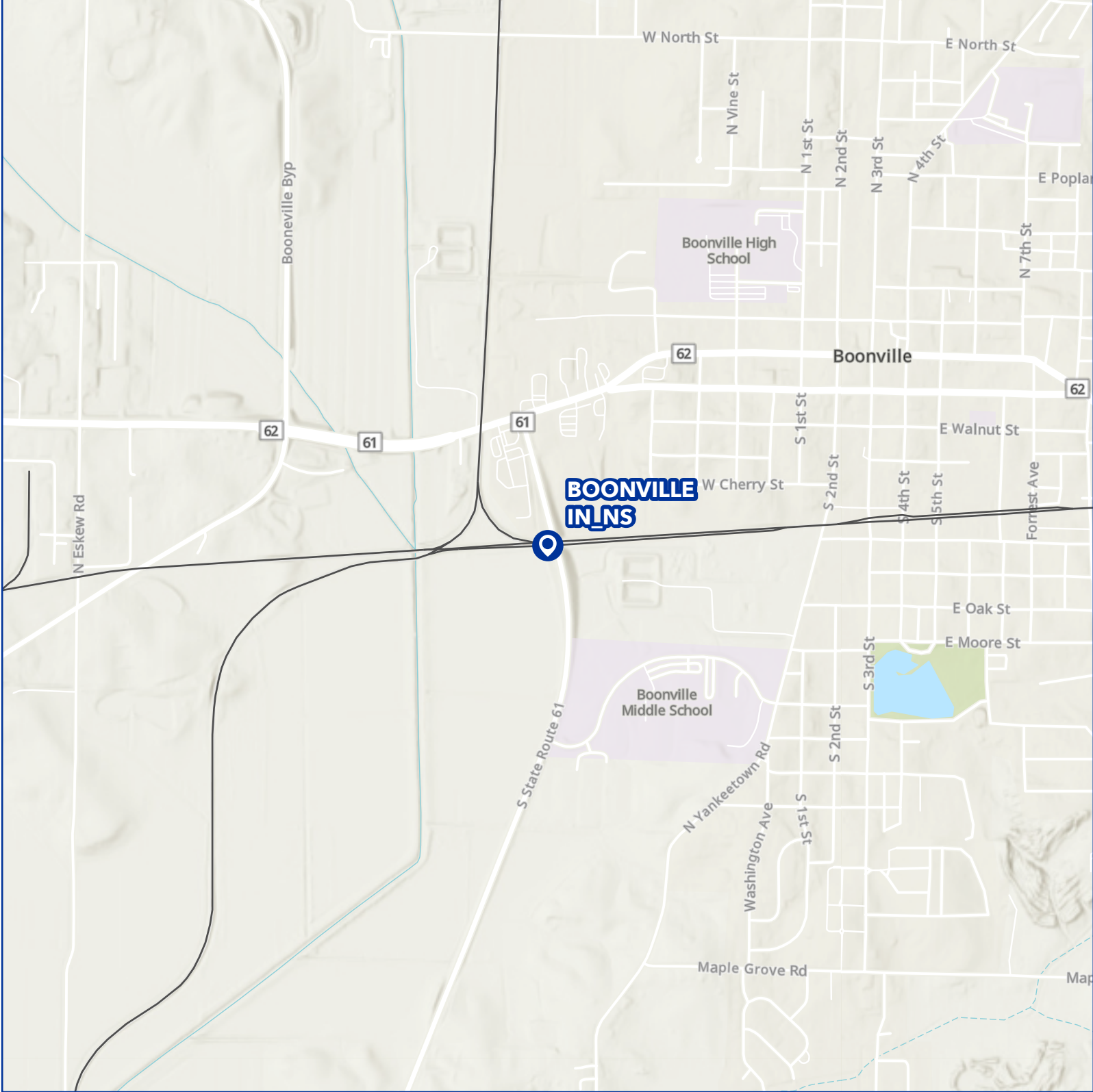


A3_MANIFEST_RAIL_YARD (OEA IR 1 Update) OEA Map Series Info. Request No. 3

Manifest Yards



Within Nonattainment,
Maintenance, or Class 1 Zone : YES




BOONVILLE IN_NS

BOONVILLE, IN (38.0448, -87.2856)

Cars Per Day	CPD	Transaction Related Growth
Year 5 No Transaction	15	
Year 5 with Transaction	20	35.2%
Transaction Related Growth	5	

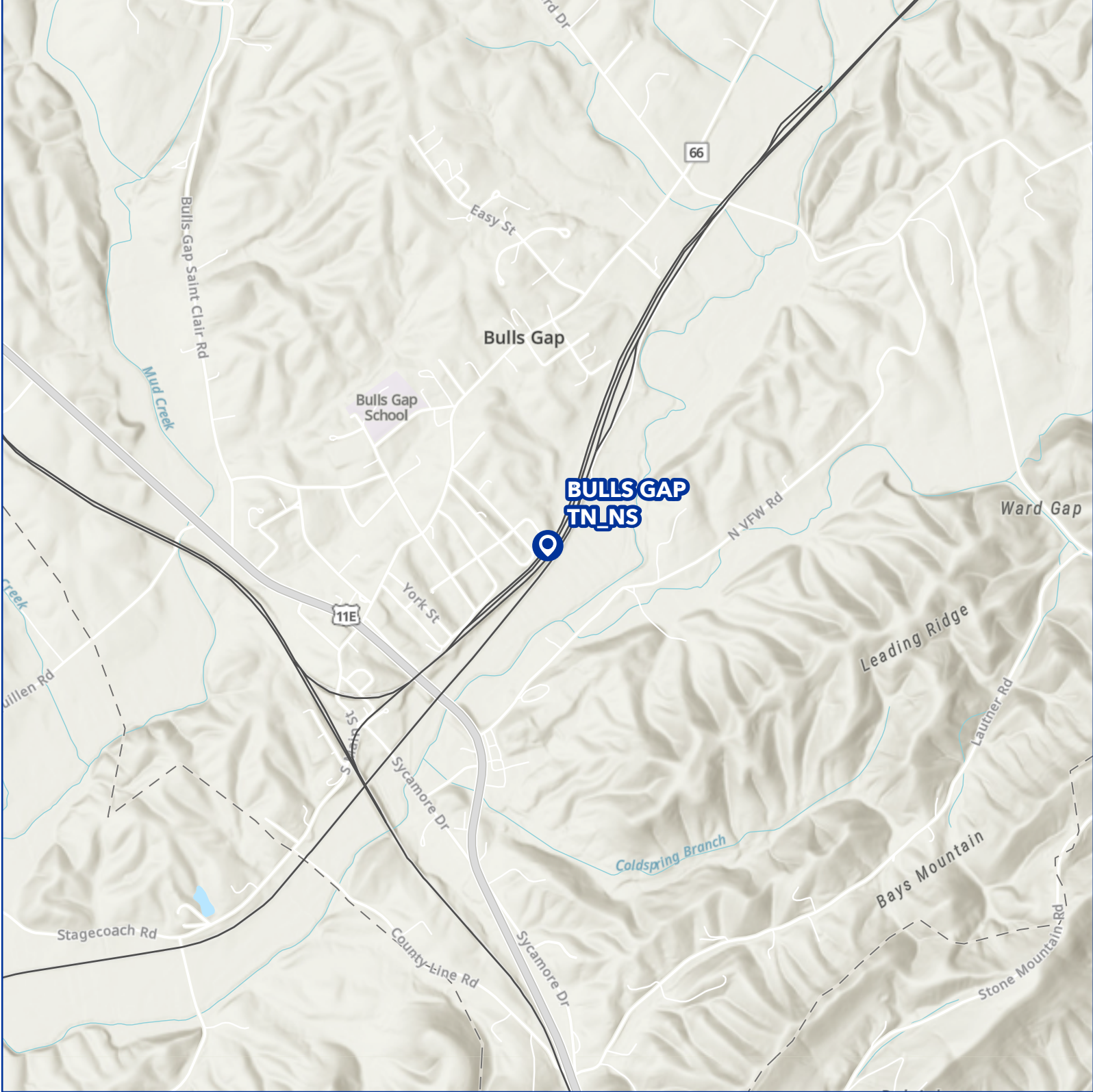


A3_MANIFEST_RAIL_YARD (OEA IR 1 Update)
OEA Map Series Info. Request No. 3

 Manifest Yards

Within Nonattainment, Maintenance, or Class 1 Zone : YES



BULLS GAP TN_NS

BULLS GAP, TN (36.2586, -83.0794)

A3_MANIFEST_RAIL_YARD (OEA IR 1 Update)

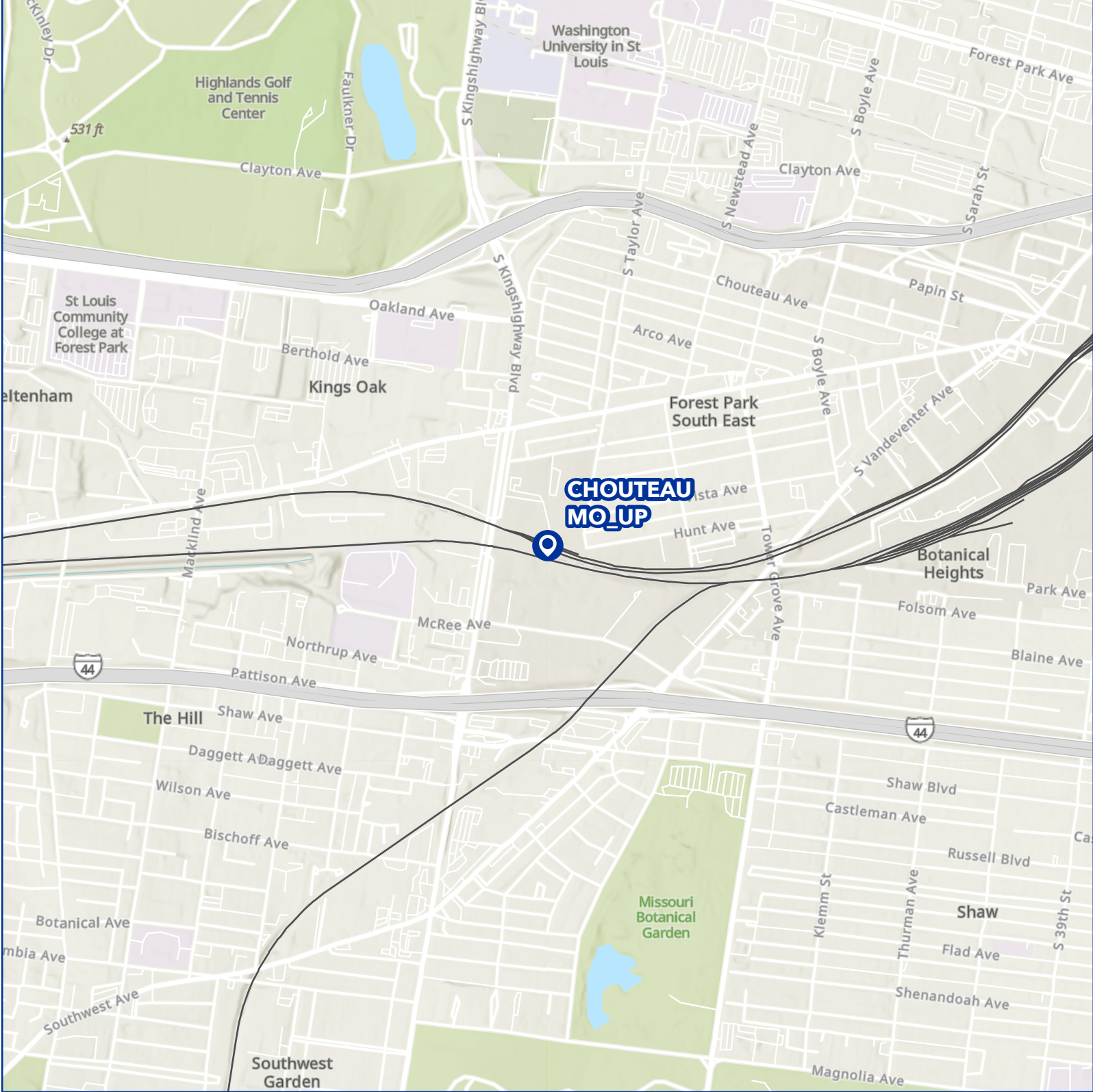
OEA Map Series Info. Request No. 3

Cars Per Day	CPD	Transaction Related Growth
Year 5 No Transaction	110	20.8%
Year 5 with Transaction	133	
Transaction Related Growth	23	

 Manifest Yards



Within Nonattainment, Maintenance, or Class 1 Zone : YES



CHOUTEAU MO_UP

ST LOUIS, MO (38.6227, -90.2636)

Cars Per Day	CPD	Transaction Related Growth
Year 5 No Transaction	57	22%
Year 5 with Transaction	69	
Transaction Related Growth	13	

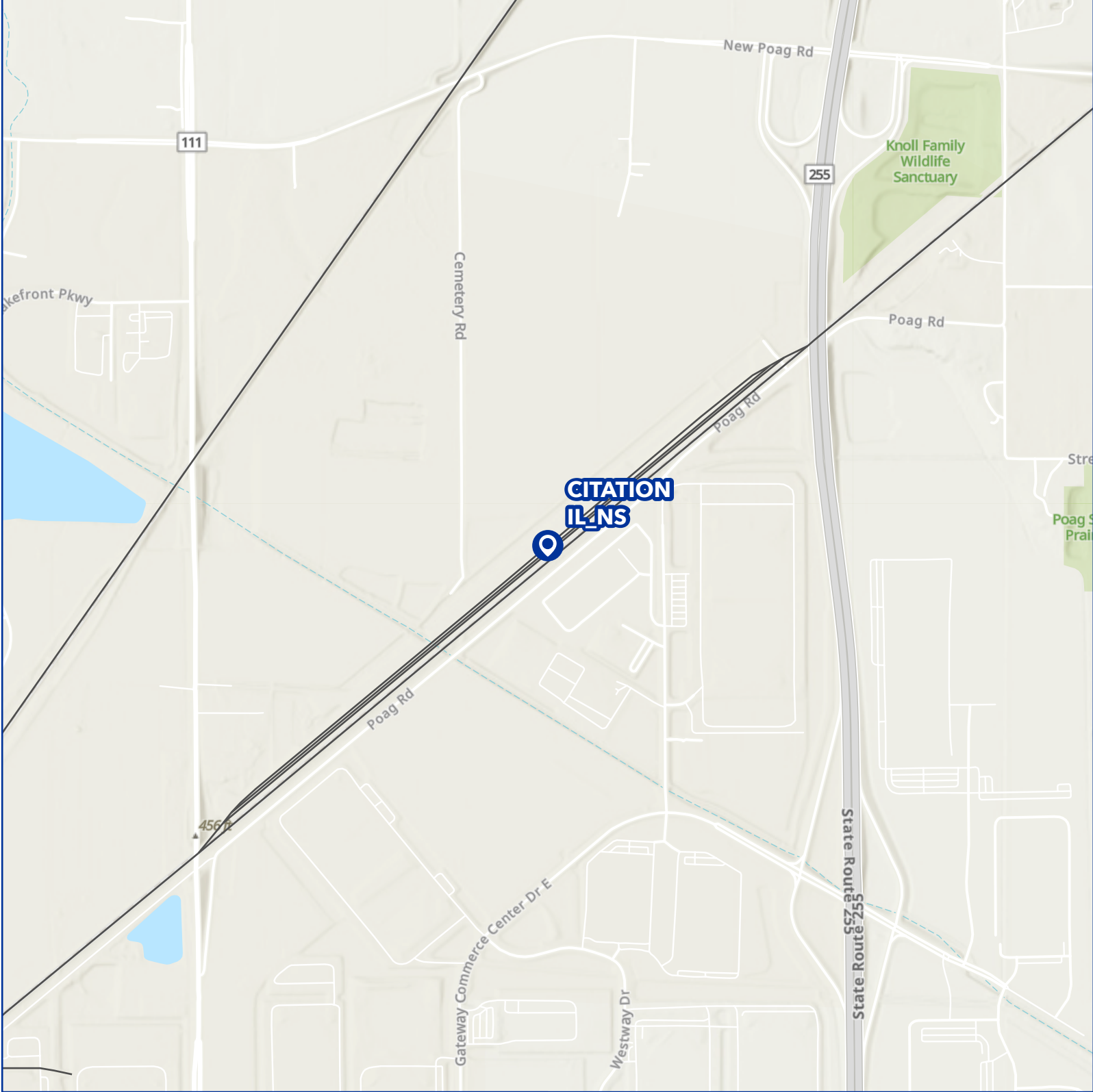


A3_MANIFEST_RAIL_YARD (OEA IR 1 Update) OEA Map Series Info. Request No. 3

 Manifest Yards



Within Nonattainment, Maintenance, or Class 1 Zone : YES



CITATION IL_NS

ROXANA, IL (38.7872, -90.0545)

Cars Per Day	CPD	Transaction Related Growth
Year 5 No Transaction	46	36.7%
Year 5 with Transaction	63	
Transaction Related Growth	17	



A3_MANIFEST_RAIL_YARD (OEA IR 1 Update) OEA Map Series Info. Request No. 3

Manifest Yards

Within Nonattainment, Maintenance, or Class 1 Zone : YES





DEBUTTS (CHATTANOOGA), TN

CHATTANOOGA, TN (35.0648, -85.2654)

Cars Per Day	CPD	Transaction Related Growth
Year 5 No Transaction	1,874	
Year 5 with Transaction	2,358	
Transaction Related Growth	484	25.8%

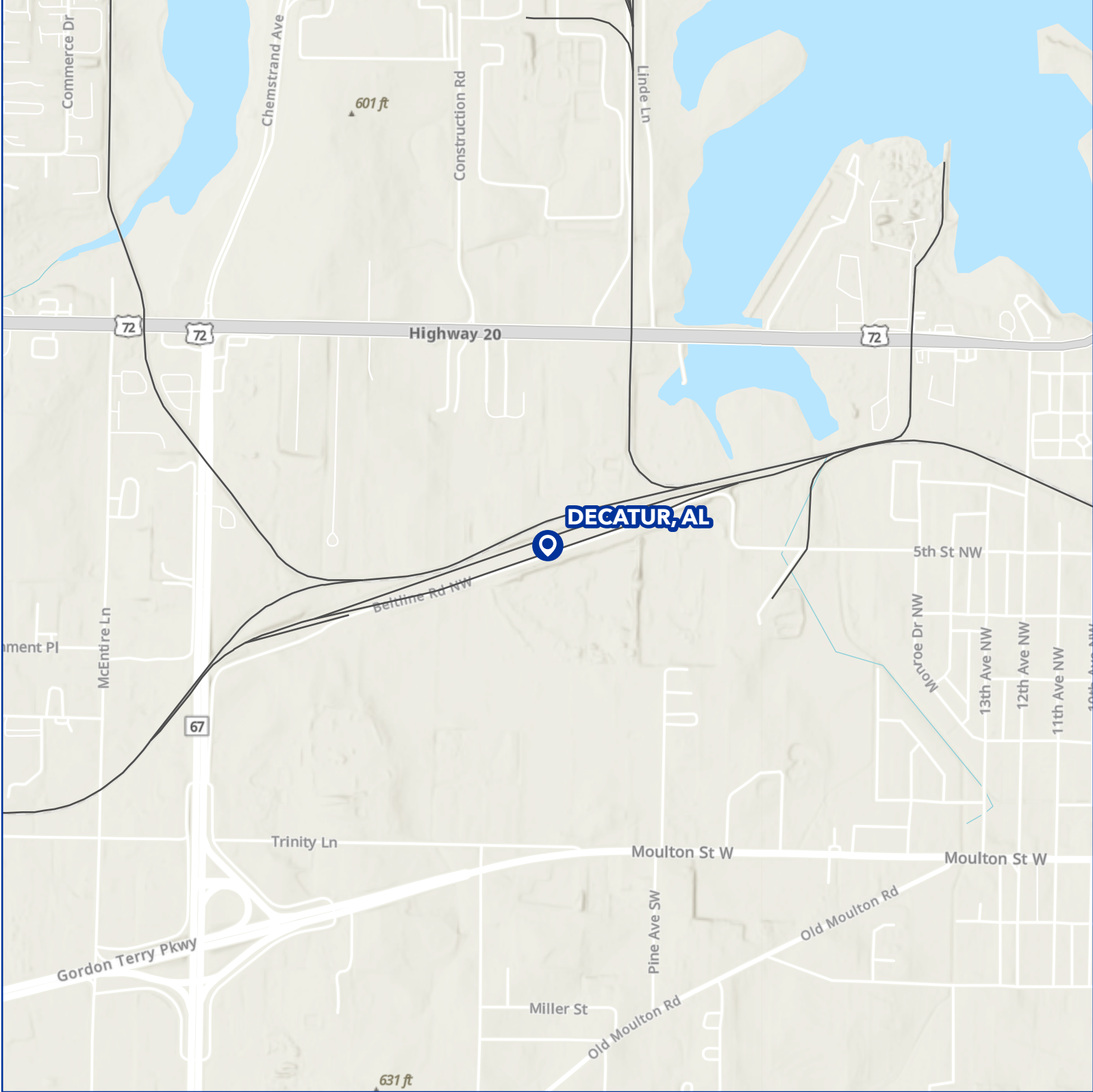


A3_MANIFEST_RAIL_YARD (OEA IR 1 Update)
OEA Map Series Info. Request No. 3

Manifest Yards

Within Nonattainment, Maintenance, or Class 1 Zone : YES





DECATUR, AL

DECATUR, AL (34.6131, -87.0191)

**A3_MANIFEST_RAIL_YARD (OEA IR 1 Update)
OEA Map Series Info. Request No. 3**

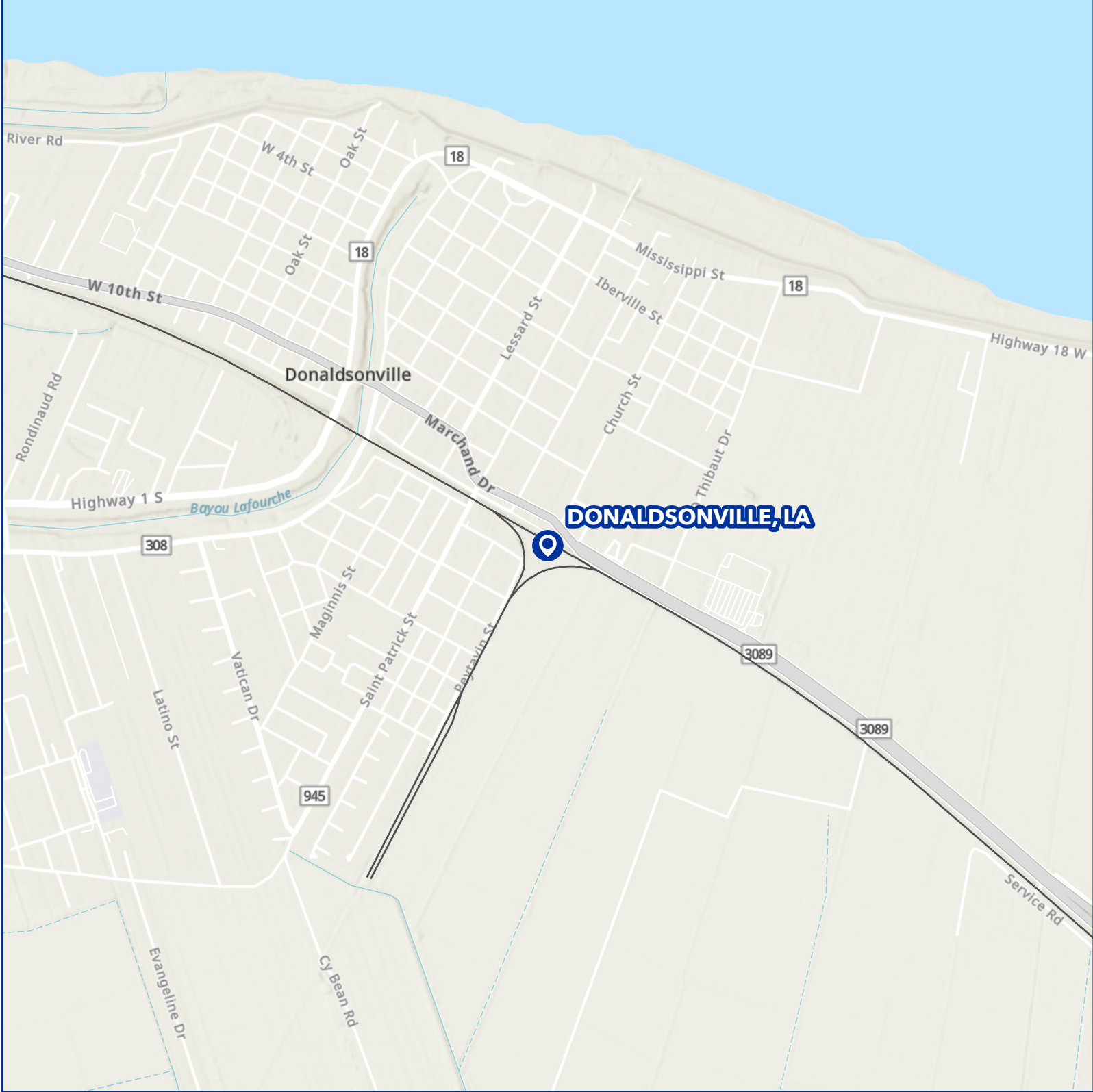
Cars Per Day	CPD	Transaction Related Growth
Year 5 No Transaction	230	
Year 5 with Transaction	285	23.7%
Transaction Related Growth	55	



Manifest Yards

Within Nonattainment, Maintenance, or Class 1 Zone : YES





DONALDSONVILLE, LA

DONALDSONVILLE, LA (30.096, -90.9872)

A3_MANIFEST_RAIL_YARD (OEA IR 1 Update)

OEA Map Series Info. Request No. 3

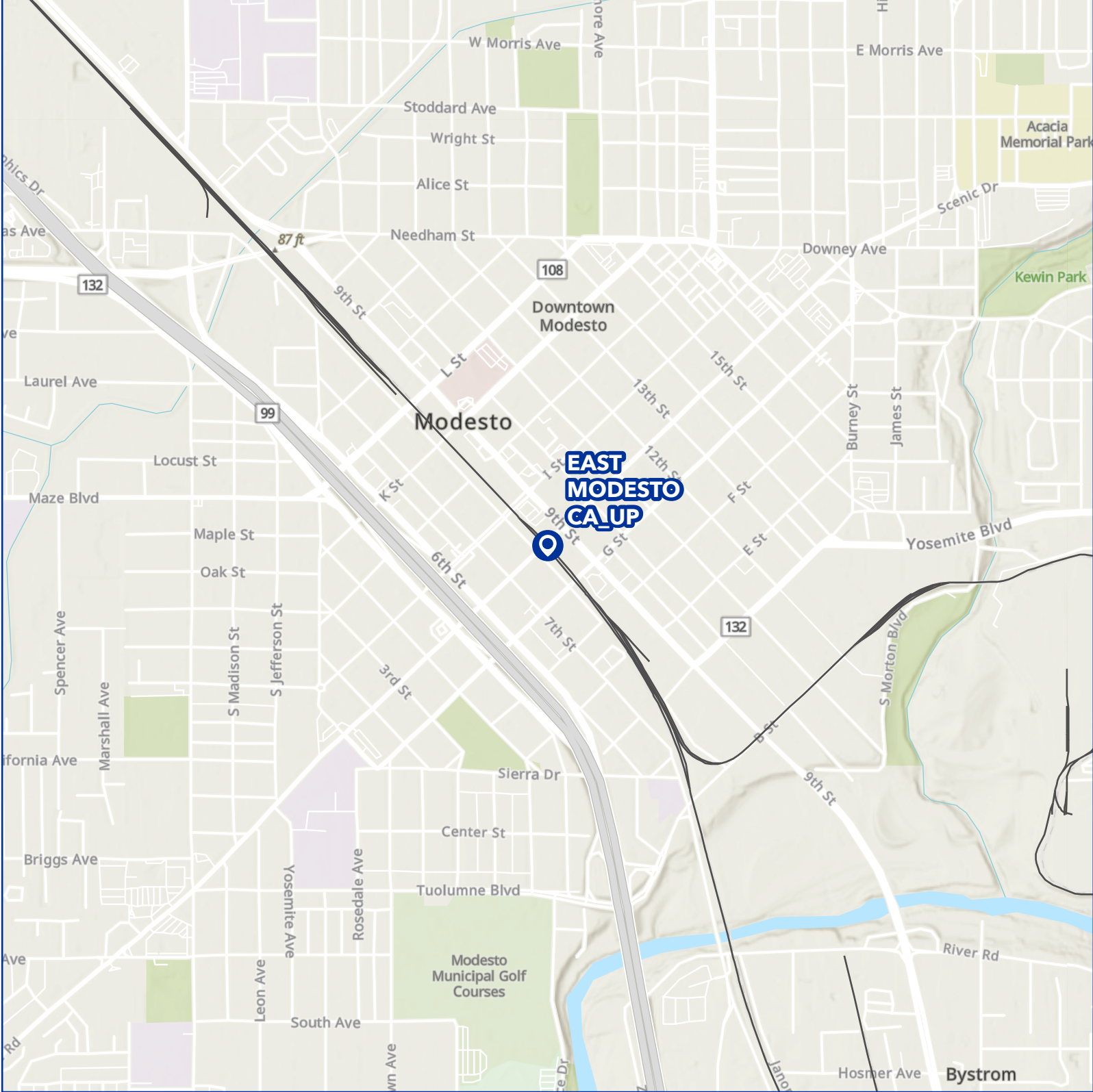
Cars Per Day	CPD	Transaction Related Growth
Year 5 No Transaction	128	34.3%
Year 5 with Transaction	171	
Transaction Related Growth	44	



 Manifest Yards



Within Nonattainment, Maintenance, or Class 1 Zone : YES



EAST MODESTO CA_UP

MODESTO, CA (37.6373, -120.9995)

Cars Per Day	CPD	Transaction Related Growth
Year 5 No Transaction	77	26.5%
Year 5 with Transaction	98	
Transaction Related Growth	21	

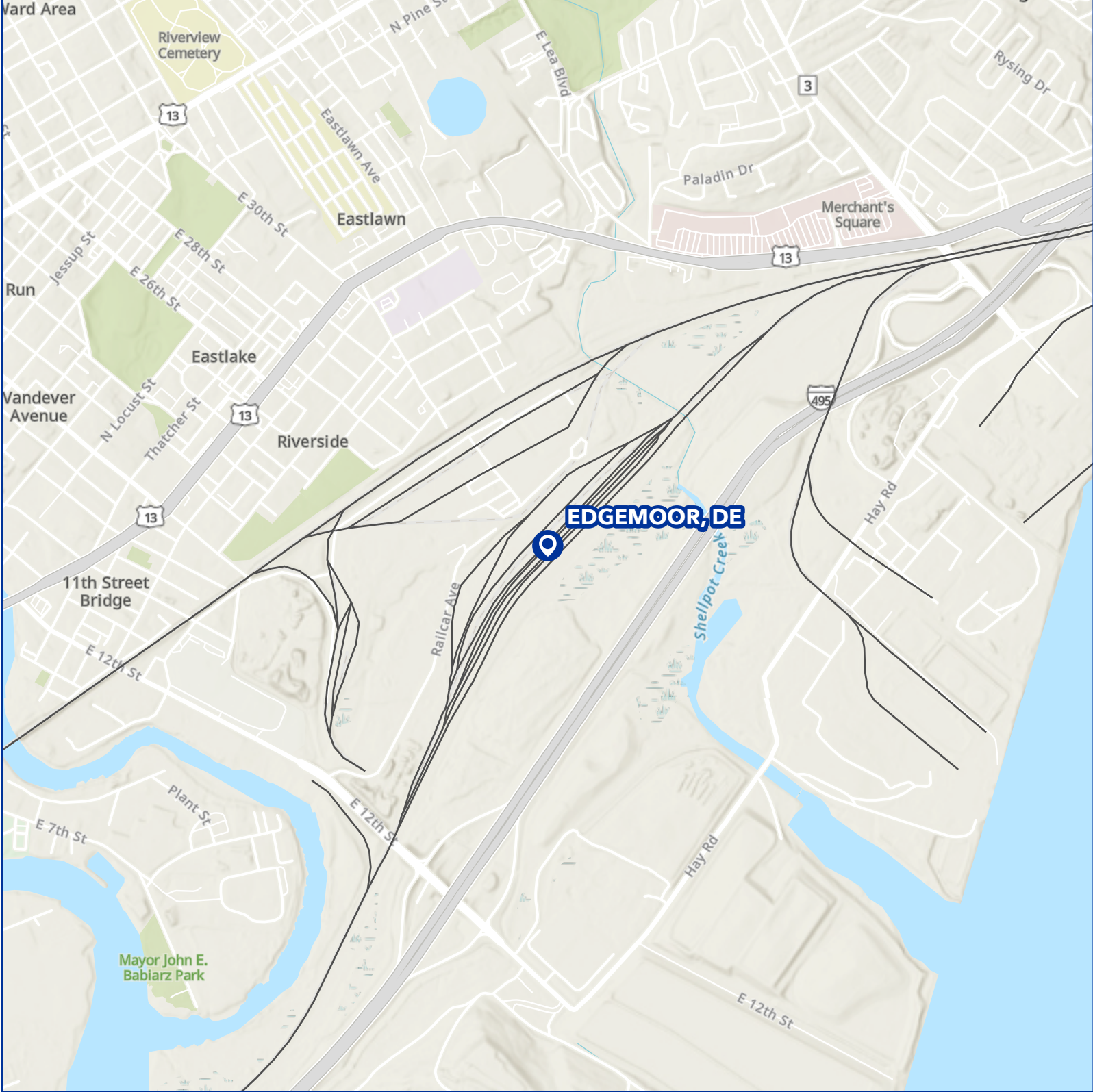


A3_MANIFEST_RAIL_YARD (OEA IR 1 Update)
OEA Map Series Info. Request No. 3

Manifest Yards

Within Nonattainment, Maintenance, or Class 1 Zone : YES





EDGEMOOR, DE

WILMINGTON, DE (39.7451, -75.5183)

Cars Per Day	CPD	Transaction Related Growth
Year 5 No Transaction	170	33.5%
Year 5 with Transaction	227	
Transaction Related Growth	57	



A3_MANIFEST_RAIL_YARD (OEA IR 1 Update)

OEA Map Series Info. Request No. 3

 Manifest Yards



Within Nonattainment, Maintenance, or Class 1 Zone : YES



ELIZABETHPORT NJ_NS

ELIZABETH, NJ (40.6647, -74.179)

A3_MANIFEST_RAIL_YARD (OEA IR 1 Update)
OEA Map Series Info. Request No. 3

Cars Per Day	CPD	Transaction Related Growth
Year 5 No Transaction	5	34.6%
Year 5 with Transaction	7	
Transaction Related Growth	2	

 Manifest Yards



Within Nonattainment,
 Maintenance, or Class 1 Zone : YES



FLETA CA_UP

MOJAVE, CA (34.9993, -118.1569)

**A3_MANIFEST_RAIL_YARD (OEA IR 1 Update)
OEA Map Series Info. Request No. 3**

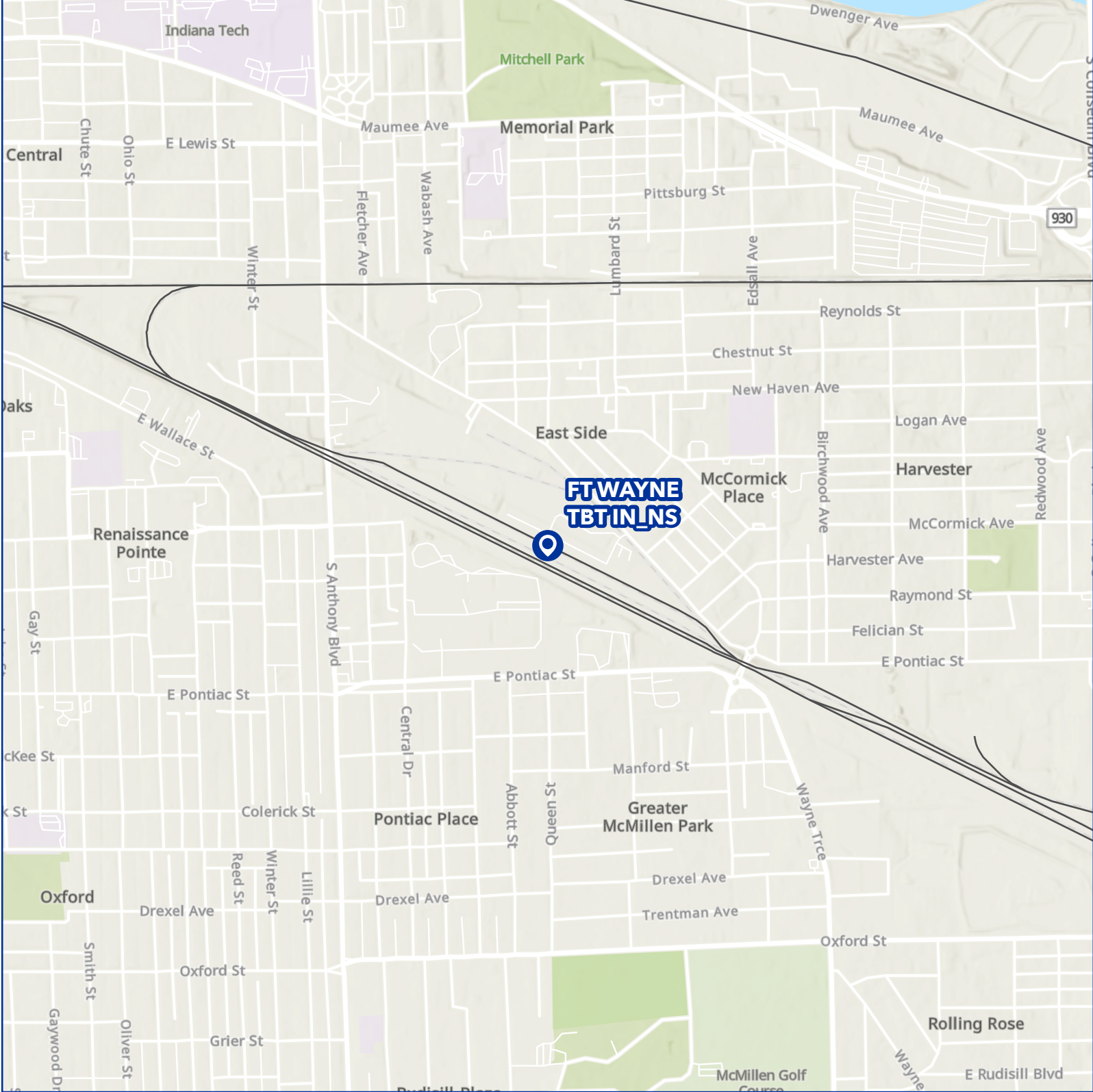
Cars Per Day	CPD	Transaction Related Growth
Year 5 No Transaction	13	39.2%
Year 5 with Transaction	17	
Transaction Related Growth	5	



Manifest Yards



Within Nonattainment,
Maintenance, or Class 1 Zone : YES



FT WAYNE TBT IN_NS

FT WAYNE, IN (41.0646, -85.1066)

Cars Per Day	CPD	Transaction Related Growth
Year 5 No Transaction	51	79.8%
Year 5 with Transaction	92	
Transaction Related Growth	41	



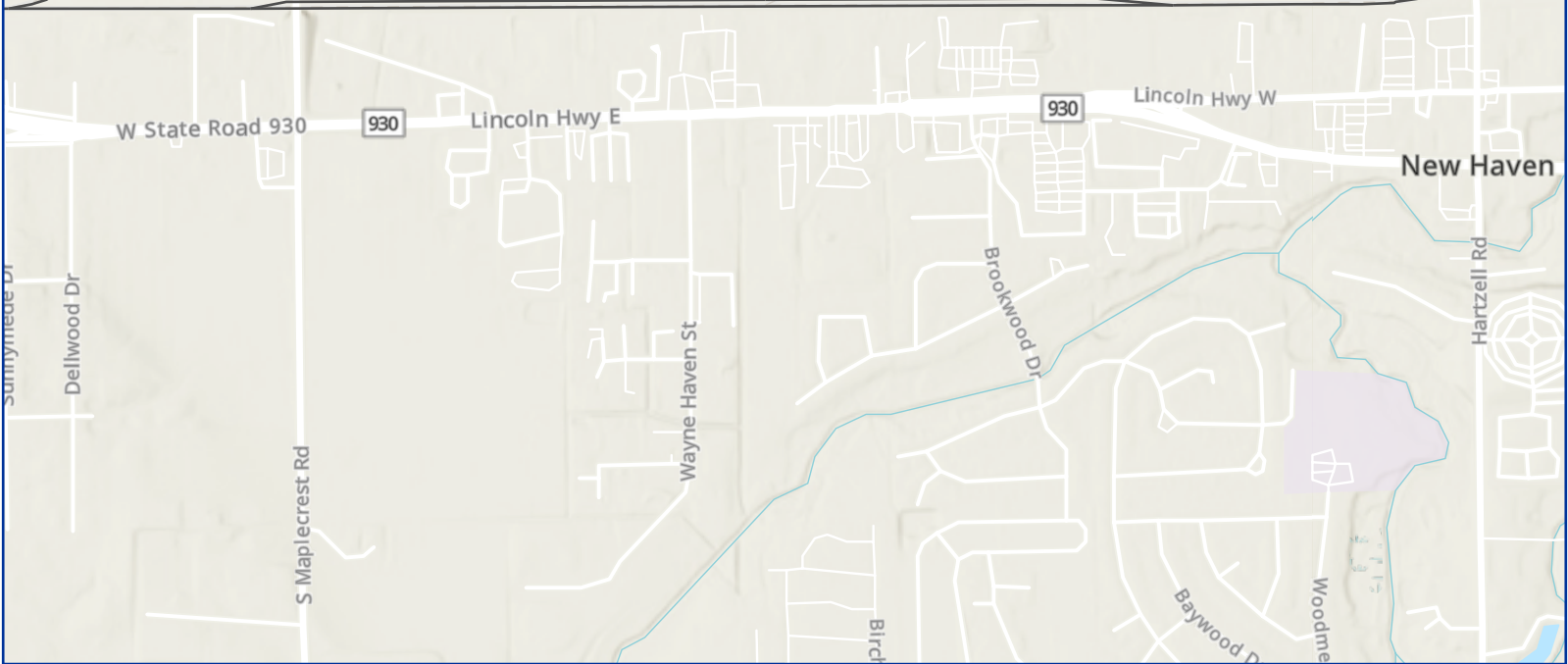
A3_MANIFEST_RAIL_YARD (OEA IR 1 Update)

OEA Map Series Info. Request No. 3

Manifest Yards

Within Nonattainment, Maintenance, or Class 1 Zone : YES





FT. WAYNE, IN

FT WAYNE, IN (41.0739, -85.047)

Cars Per Day	CPD	Transaction Related Growth
Year 5 No Transaction	683	23.2%
Year 5 with Transaction	841	
Transaction Related Growth	158	

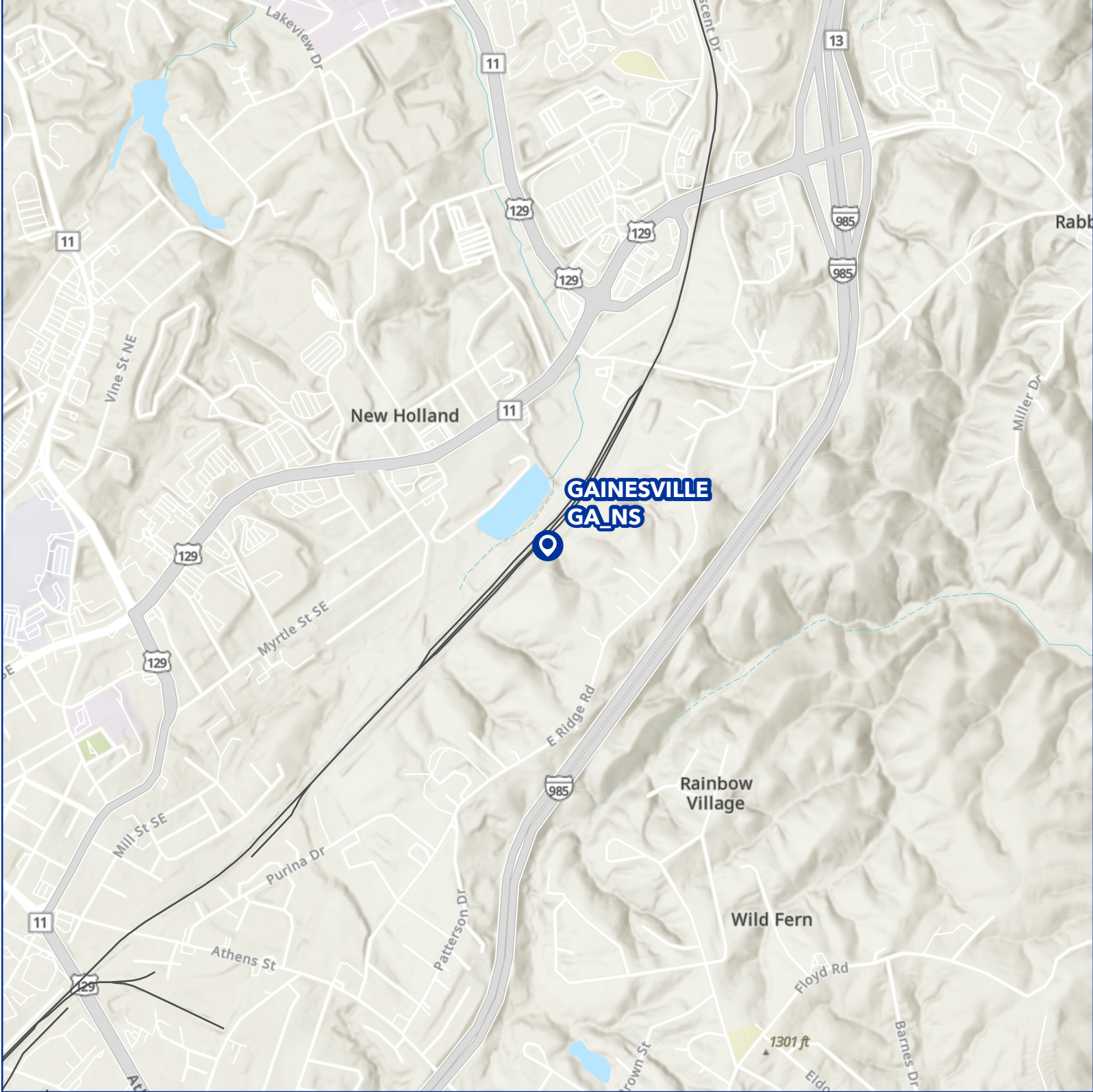


A3_MANIFEST_RAIL_YARD (OEA IR 1 Update)
OEA Map Series Info. Request No. 3

Manifest Yards



Within Nonattainment, Maintenance, or Class 1 Zone : YES



GAINESVILLE GA_NS

GAINESVILLE, GA (34.305, -83.7985)

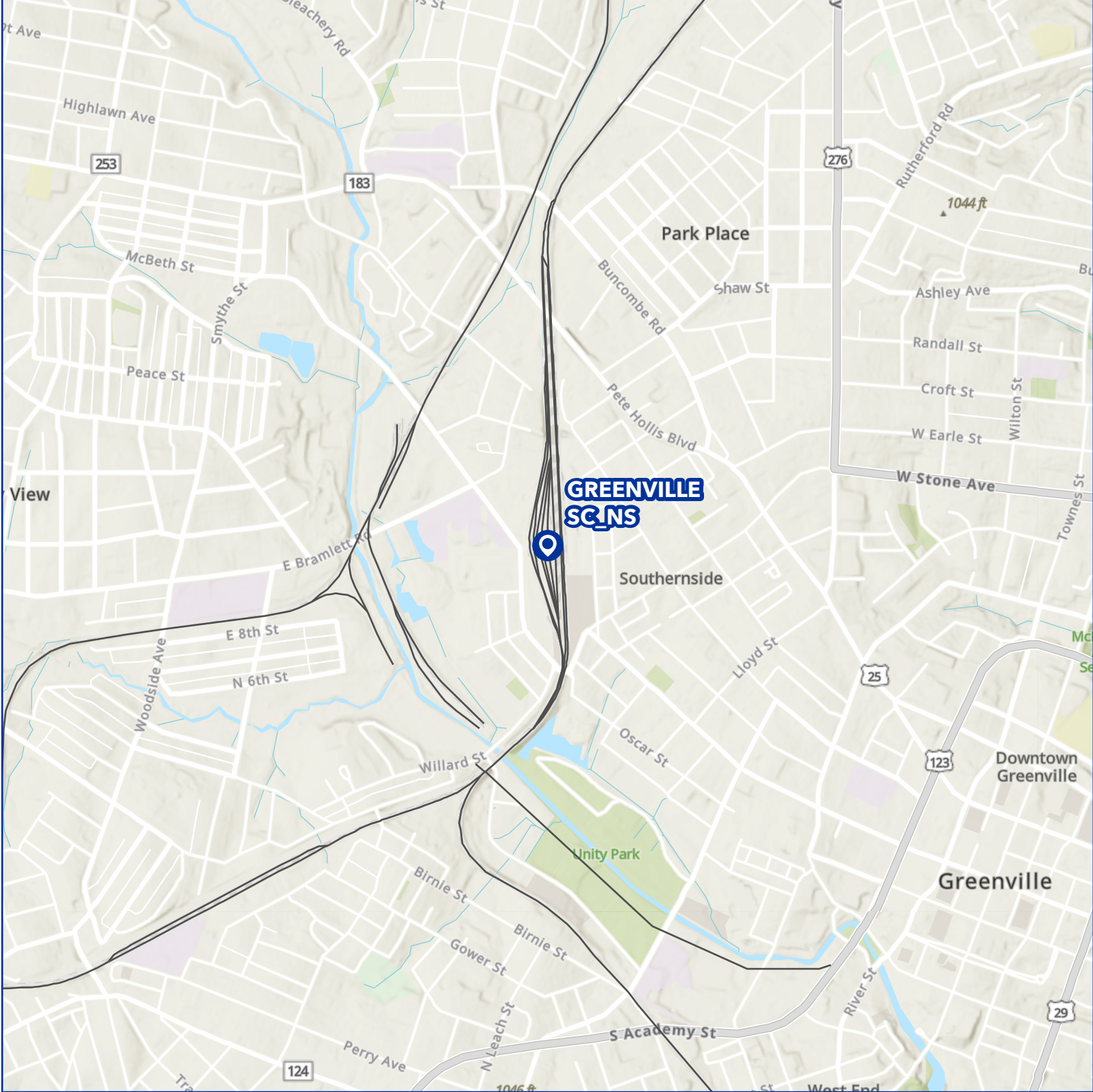
A3_MANIFEST_RAIL_YARD (OEA IR 1 Update)
OEA Map Series Info. Request No. 3

Cars Per Day	CPD	Transaction Related Growth
Year 5 No Transaction	74	32.3%
Year 5 with Transaction	98	
Transaction Related Growth	24	

 Manifest Yards



Within Nonattainment, Maintenance, or Class 1 Zone : YES



GREENVILLE SC_NS

GREENVILLE, SC (34.8603, -82.4145)

Cars Per Day	CPD	Transaction Related Growth
Year 5 No Transaction	117	28.8%
Year 5 with Transaction	151	
Transaction Related Growth	34	



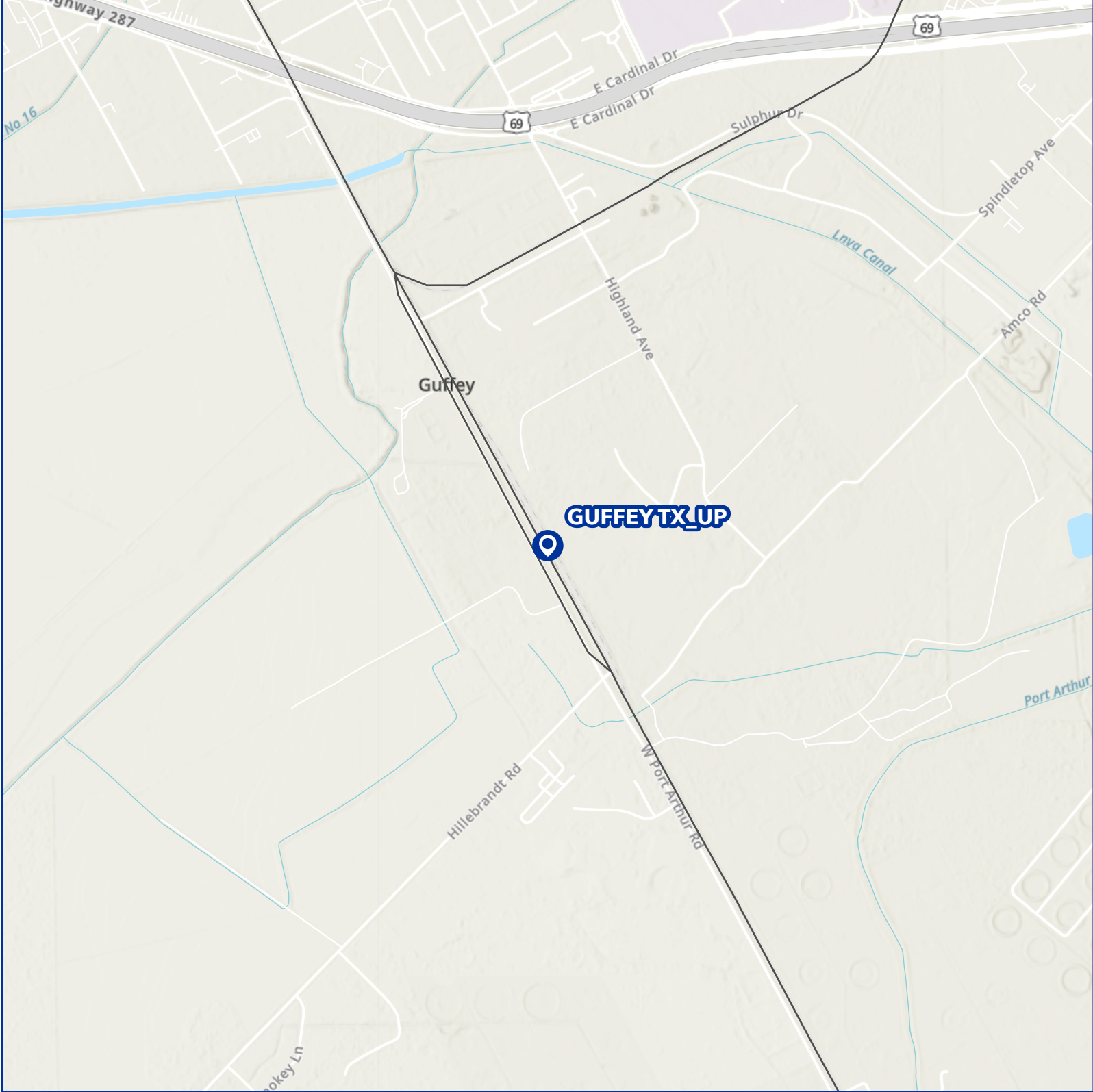
A3_MANIFEST_RAIL_YARD (OEA IR 1 Update)

OEA Map Series Info. Request No. 3

Manifest Yards

Within Nonattainment, Maintenance, or Class 1 Zone : YES





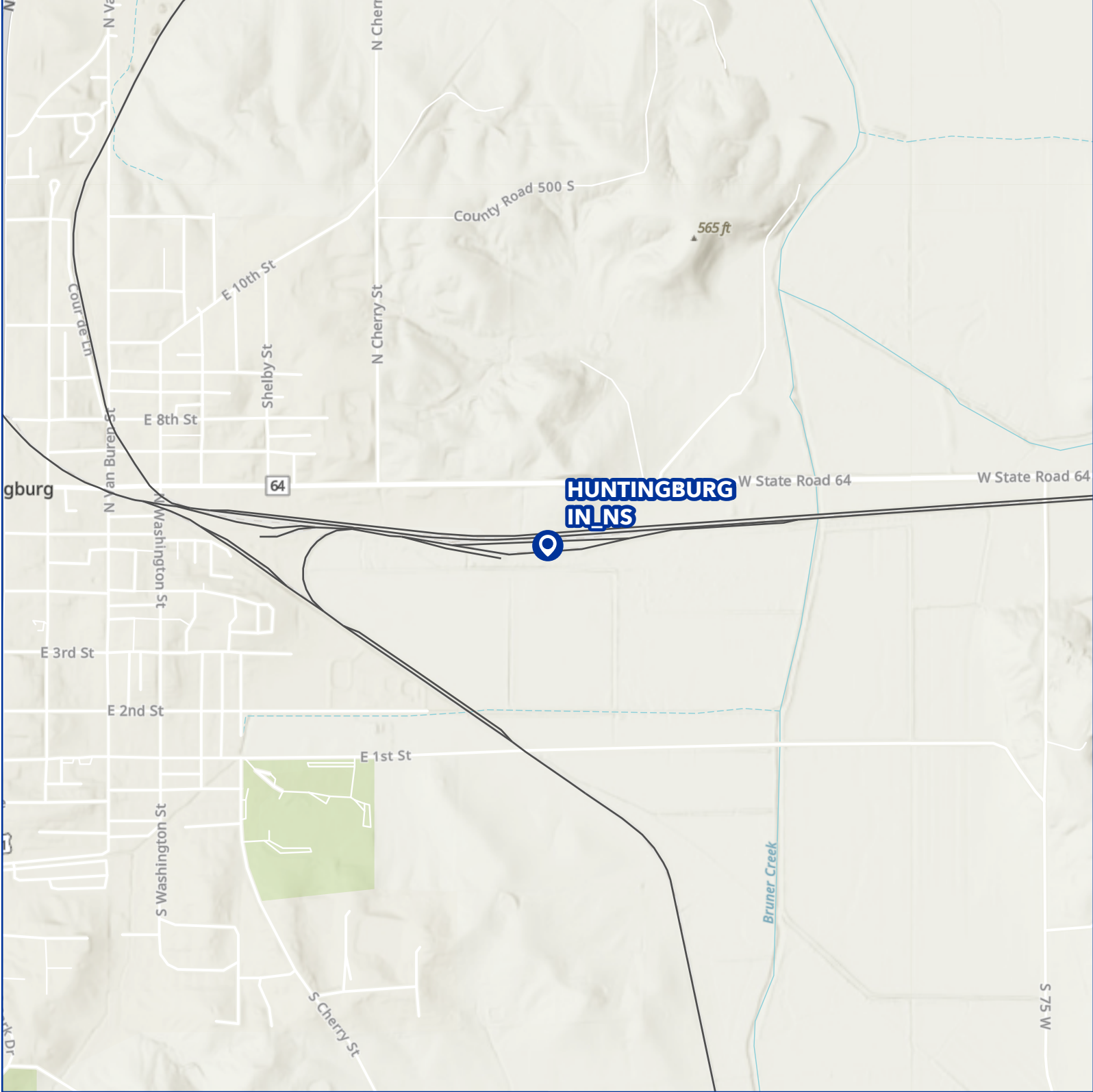
GUFFEY TX_UP		
BEAUMONT, TX (30.0174, -94.081)		
Cars Per Day	CPD	Transaction Related Growth
Year 5 No Transaction	86	
Year 5 with Transaction	109	26.8%
Transaction Related Growth	23	

A3_MANIFEST_RAIL_YARD (OEA IR 1 Update)
OEA Map Series Info. Request No. 3

 Manifest Yards



Within Nonattainment, Maintenance, or Class 1 Zone : YES



HUNTINGBURG IN_NS

HUNTINGBURG, IN (38.2973, -86.9364)

Cars Per Day	CPD	Transaction Related Growth
Year 5 No Transaction	49	20.8%
Year 5 with Transaction	59	
Transaction Related Growth	10	



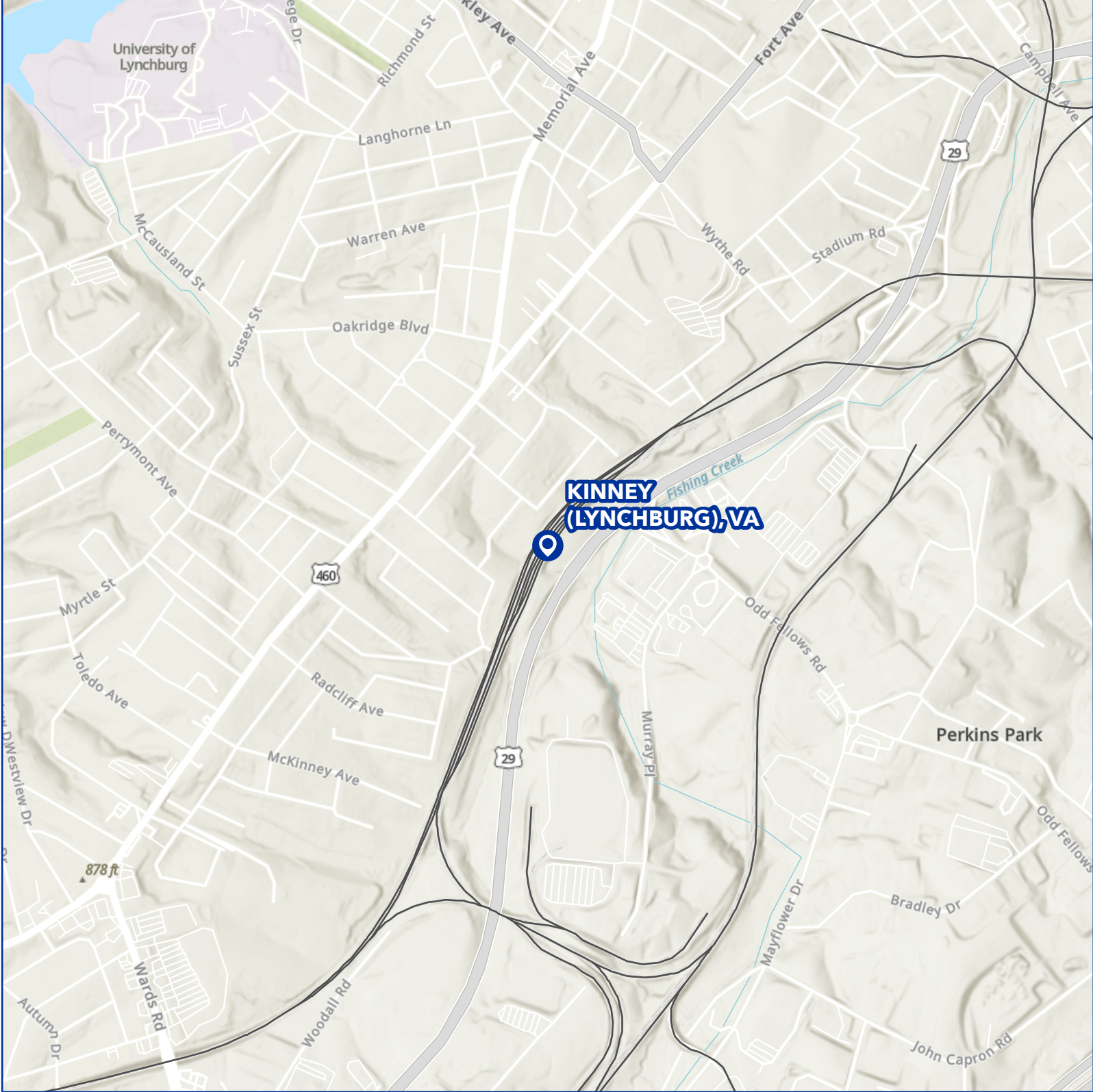
A3_MANIFEST_RAIL_YARD (OEA IR 1 Update)

OEA Map Series Info. Request No. 3

 Manifest Yards



Within Nonattainment, Maintenance, or Class 1 Zone : YES




KINNEY (LYNCHBURG), VA

KINNEY YARD, VA (37.3853, -79.1707)

Cars Per Day	CPD	Transaction Related Growth
Year 5 No Transaction	193	20%
Year 5 with Transaction	232	
Transaction Related Growth	39	

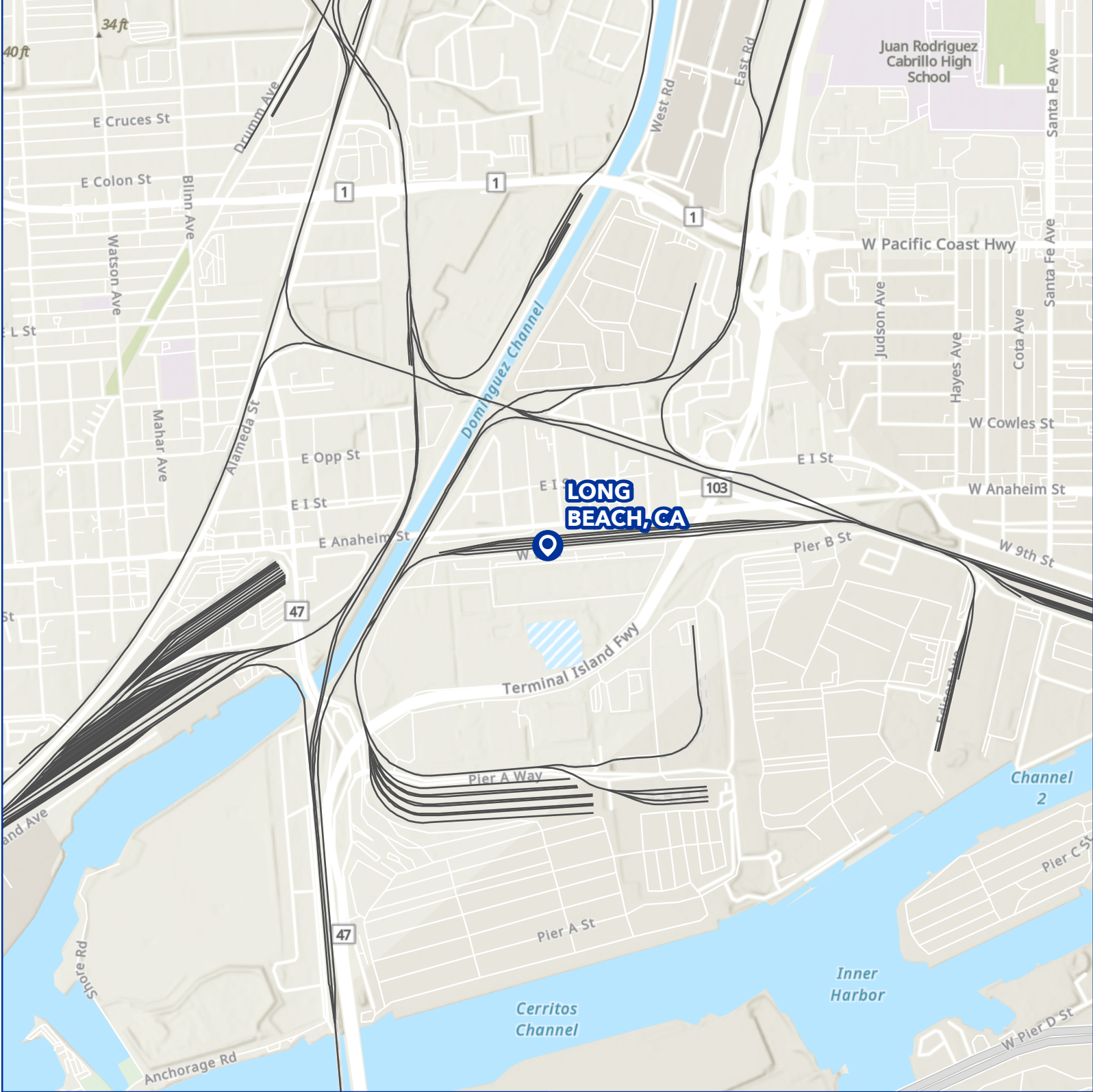


A3_MANIFEST_RAIL_YARD (OEA IR 1 Update)
OEA Map Series Info. Request No. 3

 Manifest Yards

Within Nonattainment, Maintenance, or Class 1 Zone : YES





LONG BEACH, CA

WILMINGTON, CA (33.7812, -118.2329)

Cars Per Day	CPD	Transaction Related Growth
Year 5 No Transaction	139	37.1%
Year 5 with Transaction	191	
Transaction Related Growth	52	



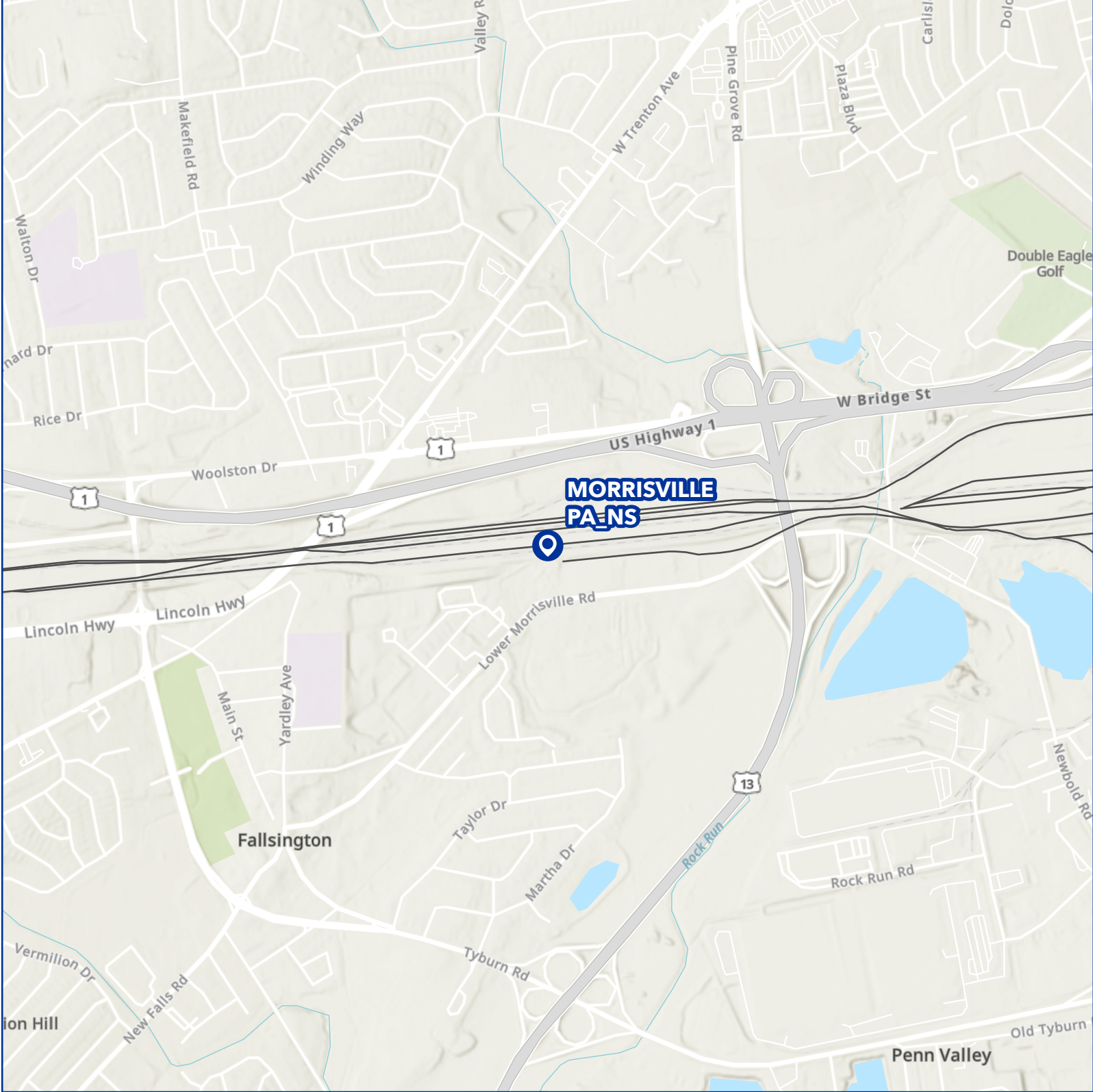
A3_MANIFEST_RAIL_YARD (OEA IR 1 Update)

OEA Map Series Info. Request No. 3

 Manifest Yards



Within Nonattainment, Maintenance, or Class 1 Zone : YES



MORRISVILLE PA_NS

LANGHORNE, PA (40.1933, -74.8096)

A3_MANIFEST_RAIL_YARD (OEA IR 1 Update)
OEA Map Series Info. Request No. 3

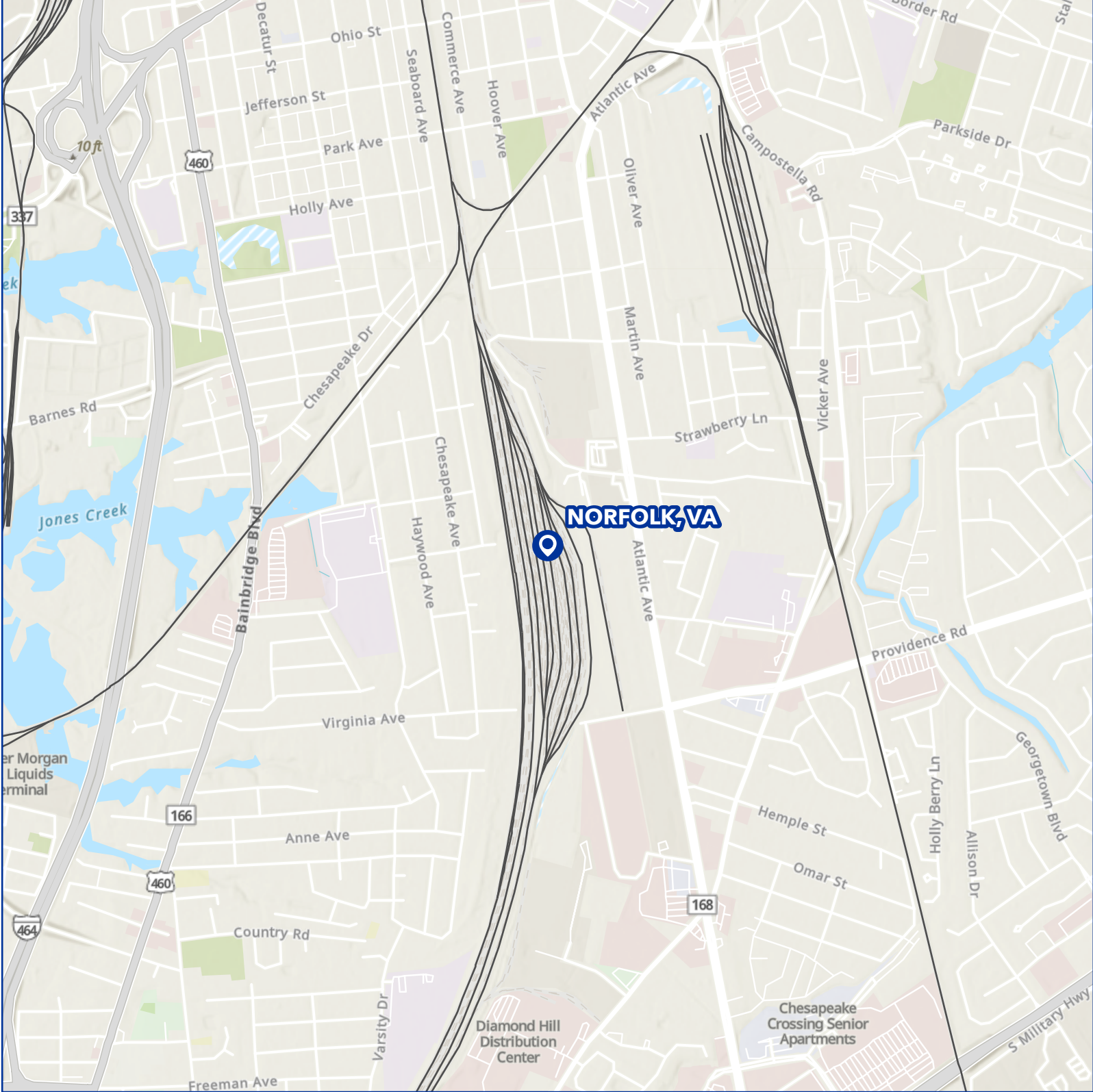
Cars Per Day	CPD	Transaction Related Growth
Year 5 No Transaction	86	54.2%
Year 5 with Transaction	133	
Transaction Related Growth	47	



 Manifest Yards



Within Nonattainment,
 Maintenance, or Class 1 Zone : YES



NORFOLK, VA

NORFOLK, VA (36.8016, -76.2659)

Cars Per Day	CPD	Transaction Related Growth
Year 5 No Transaction	154	24.2%
Year 5 with Transaction	192	
Transaction Related Growth	37	



A3_MANIFEST_RAIL_YARD (OEA IR 1 Update)

OEA Map Series Info. Request No. 3

Manifest Yards



Within Nonattainment, Maintenance, or Class 1 Zone : YES



OZOL CA_UP


MARTINEZ, CA (38.0219, -122.1508)

Cars Per Day	CPD	Transaction Related Growth
Year 5 No Transaction	52	26.3%
Year 5 with Transaction	66	
Transaction Related Growth	14	



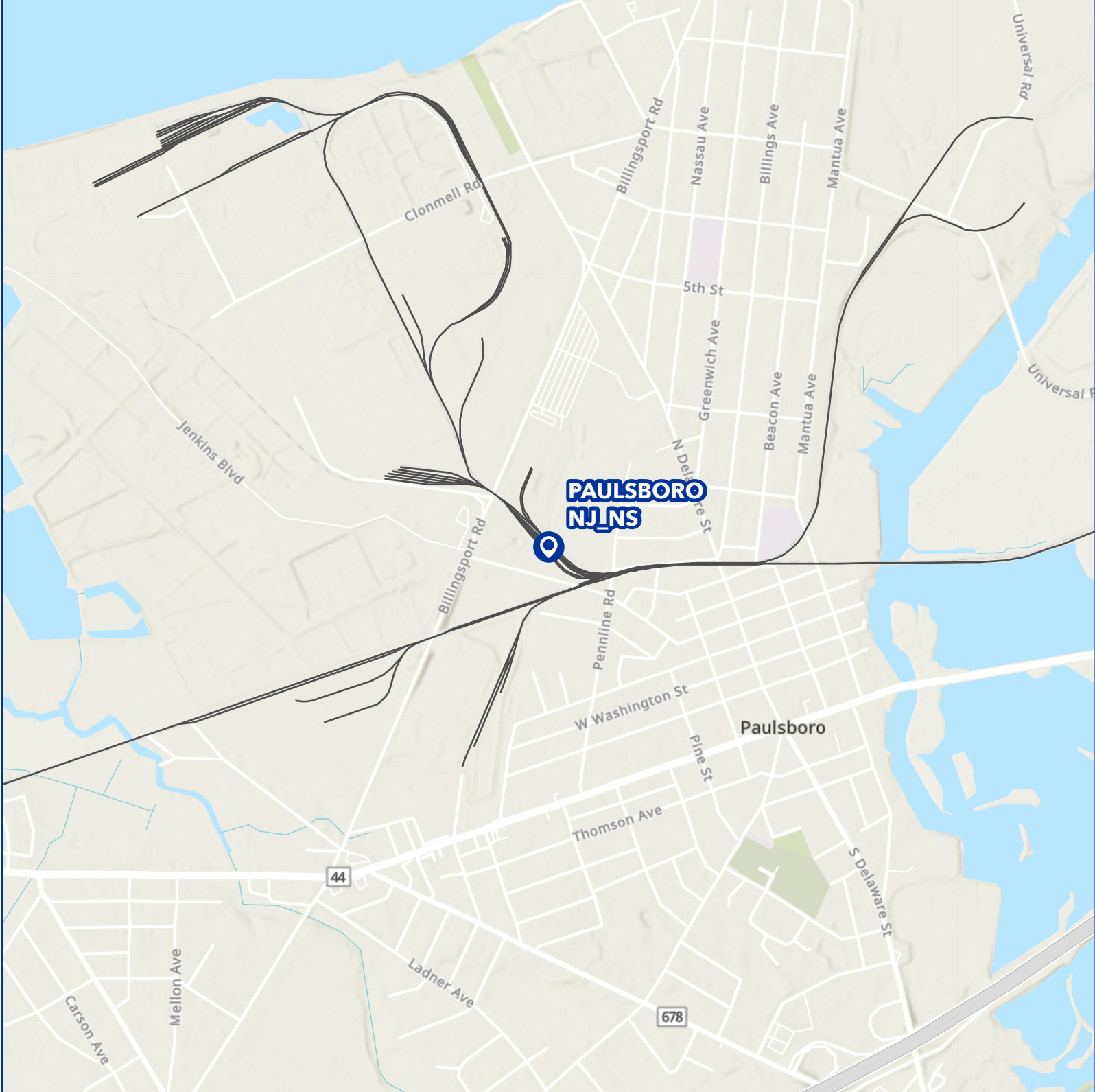
A3_MANIFEST_RAIL_YARD (OEA IR 1 Update)

OEA Map Series Info. Request No. 3

 Manifest Yards

Within Nonattainment, Maintenance, or Class 1 Zone : YES



PAULSBORO NJ_NS

PAULSBORO, NJ (39.835, -75.2485)

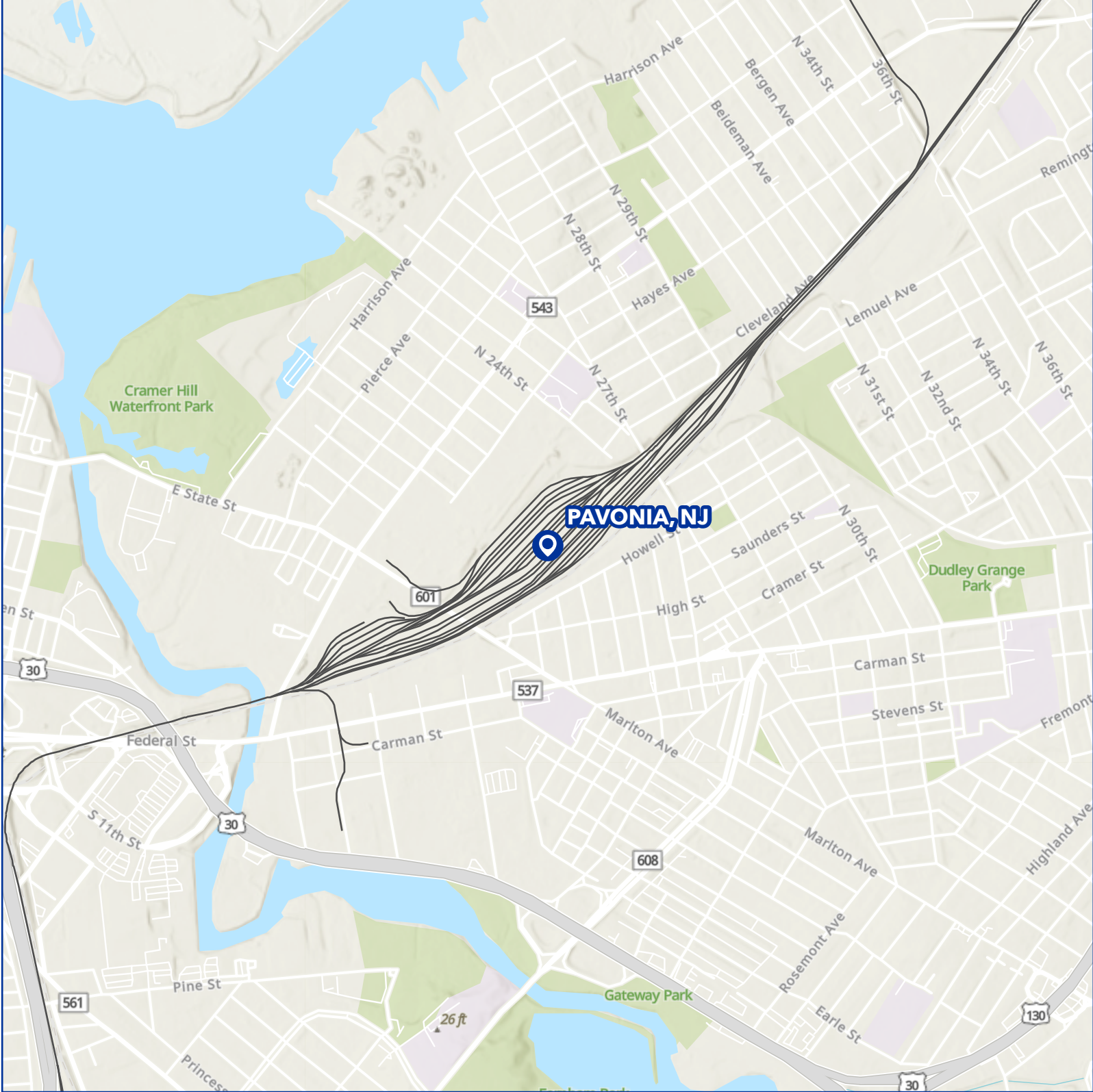
A3_MANIFEST_RAIL_YARD (OEA IR 1 Update)
OEA Map Series Info. Request No. 3

Cars Per Day	CPD	Transaction Related Growth
Year 5 No Transaction	77	22.5%
Year 5 with Transaction	94	
Transaction Related Growth	17	

 Manifest Yards



Within Nonattainment,
 Maintenance, or Class 1 Zone : YES



PAVONIA, NJ

CAMDEN, NJ (39.9492, -75.0941)

Cars Per Day	CPD	Transaction Related Growth
Year 5 No Transaction	158	67.5%
Year 5 with Transaction	265	
Transaction Related Growth	107	

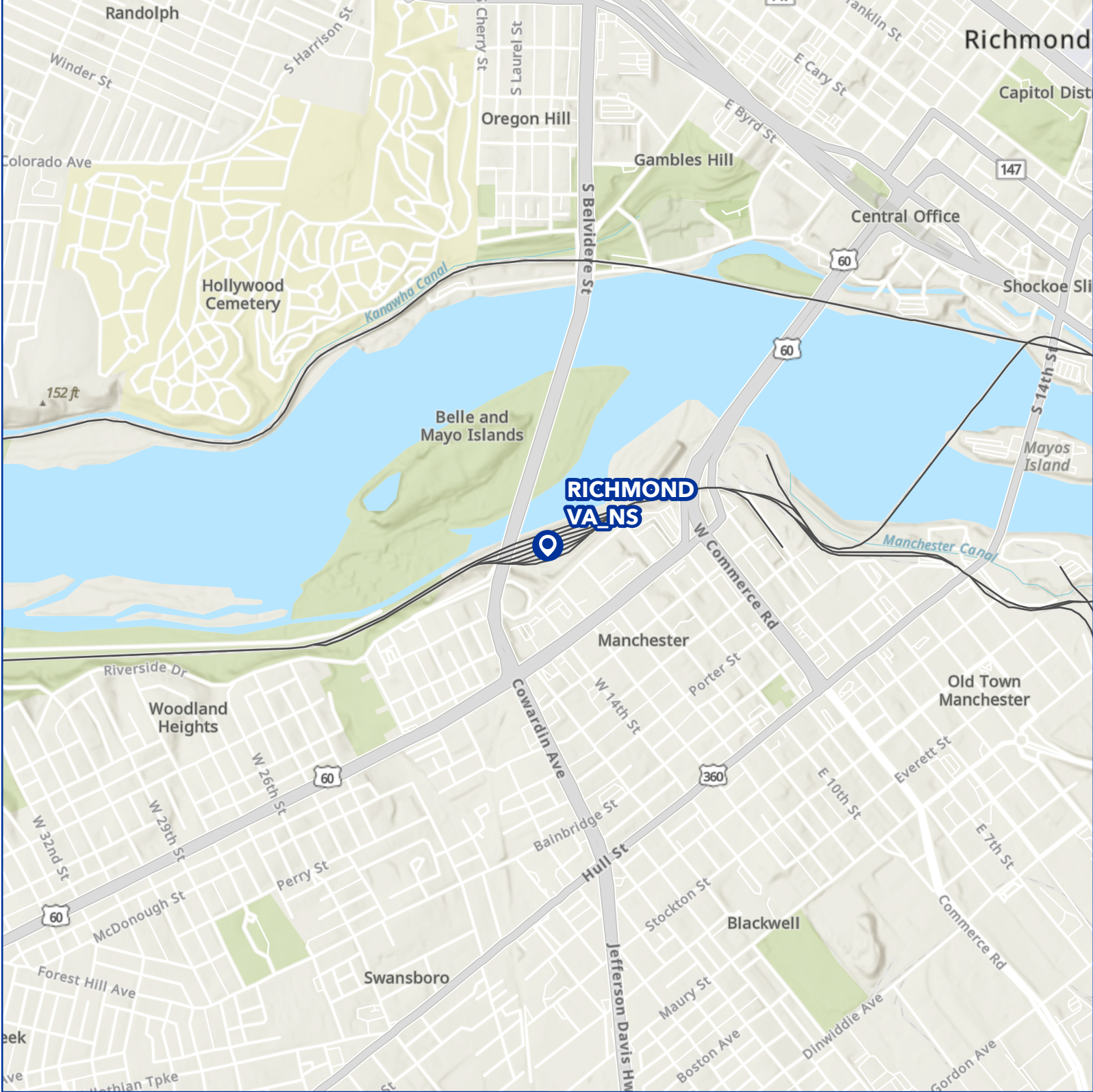


A3_MANIFEST_RAIL_YARD (OEA IR 1 Update)
OEA Map Series Info. Request No. 3

 Manifest Yards



Within Nonattainment, Maintenance, or Class 1 Zone : YES



RICHMOND VA_NS

RICHMOND, VA (37.5268, -77.4506)

Cars Per Day	CPD	Transaction Related Growth
Year 5 No Transaction	61	
Year 5 with Transaction	74	20.6%
Transaction Related Growth	13	

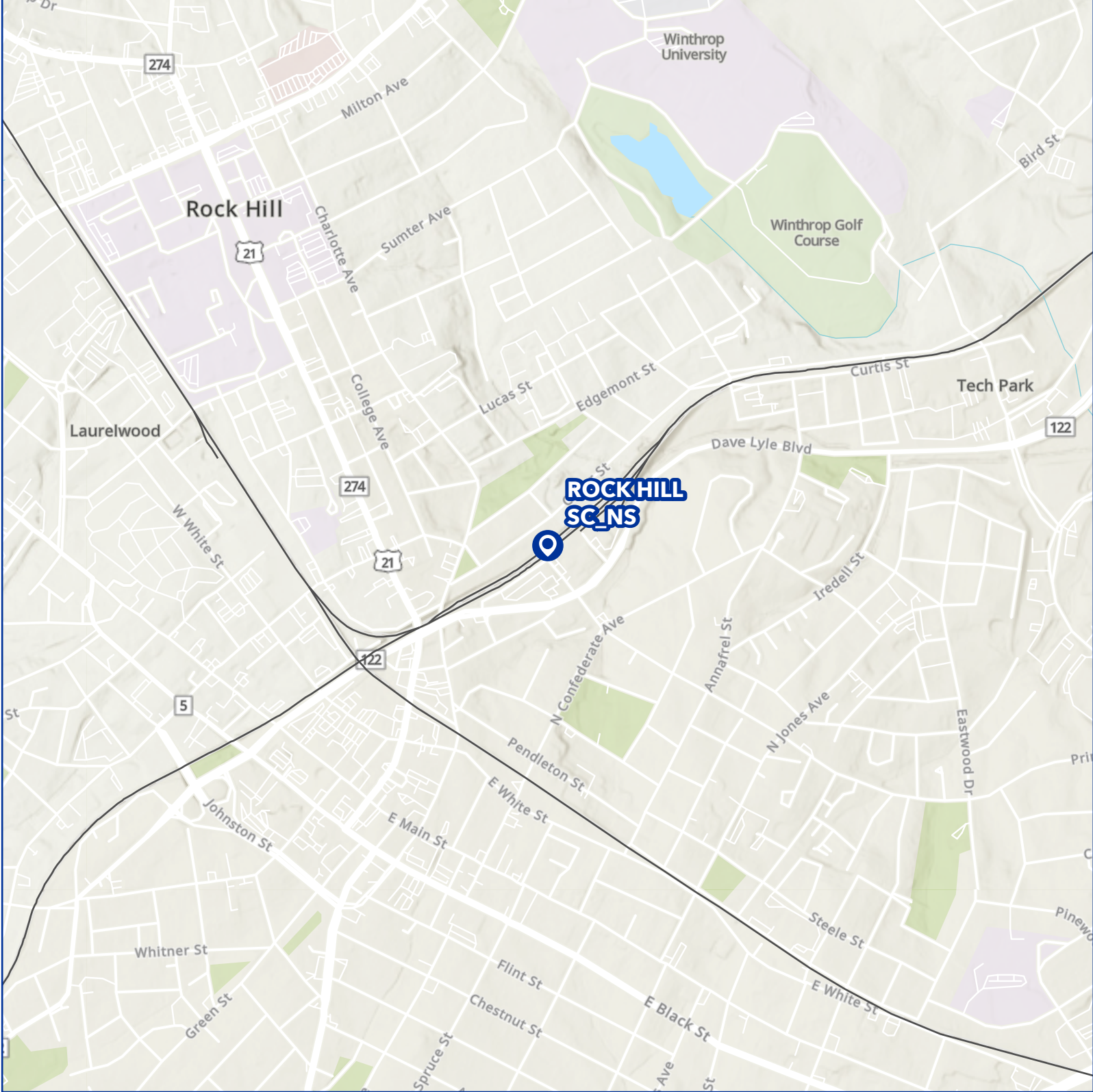


A3_MANIFEST_RAIL_YARD (OEA IR 1 Update)
OEA Map Series Info. Request No. 3

Manifest Yards

Within Nonattainment, Maintenance, or Class 1 Zone : YES





ROCK HILL SC_NS

ROCK HILL, SC (34.9318, -81.0191)

Cars Per Day	CPD	Transaction Related Growth
Year 5 No Transaction	39	21.1%
Year 5 with Transaction	47	
Transaction Related Growth	8	



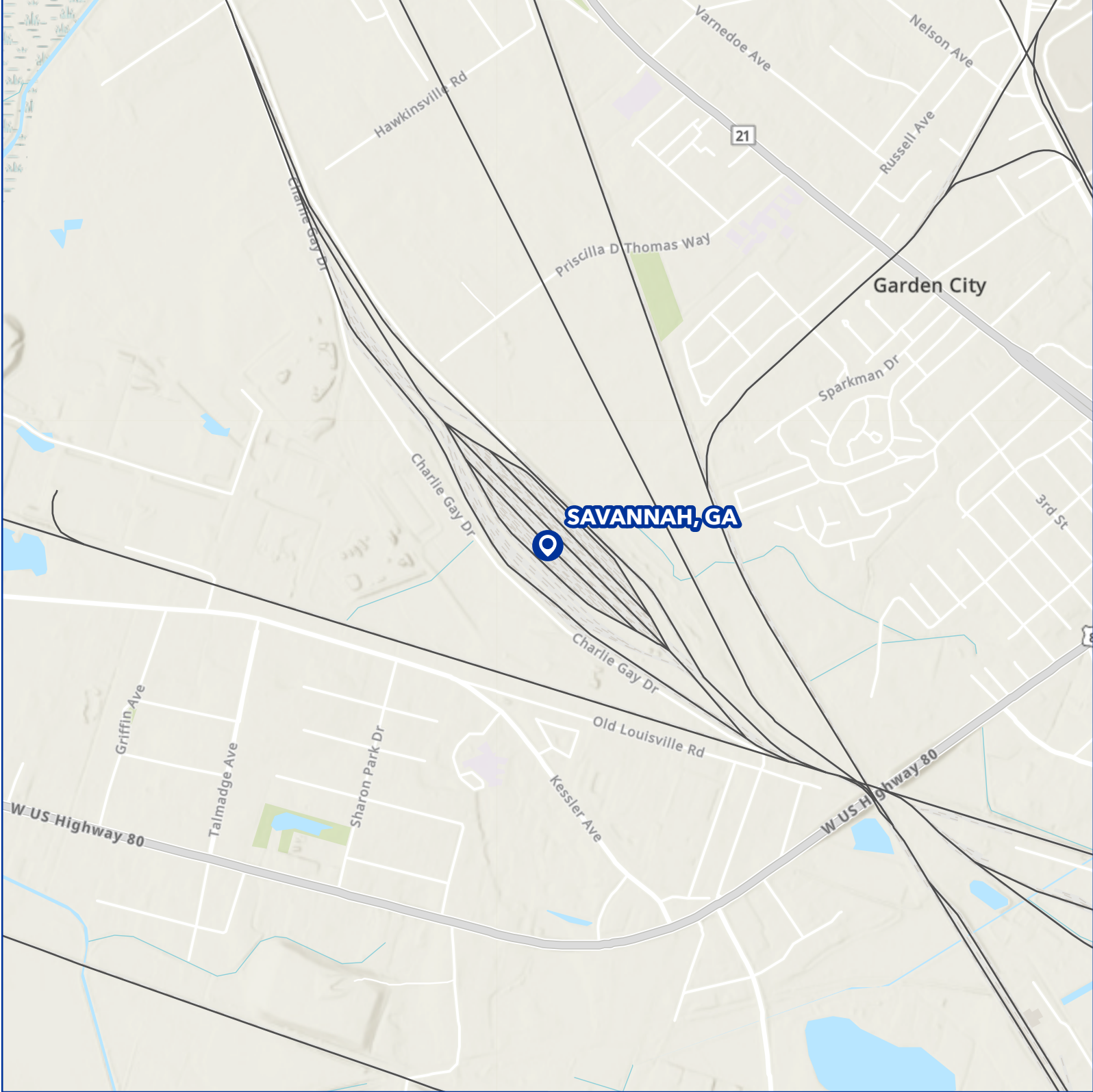
A3_MANIFEST_RAIL_YARD (OEA IR 1 Update)

OEA Map Series Info. Request No. 3

Manifest Yards



Within Nonattainment, Maintenance, or Class 1 Zone : YES



SAVANNAH, GA

GARDEN CITY, GA (32.0975, -81.1652)

Cars Per Day	CPD	Transaction Related Growth
Year 5 No Transaction	391	20.8%
Year 5 with Transaction	472	
Transaction Related Growth	81	

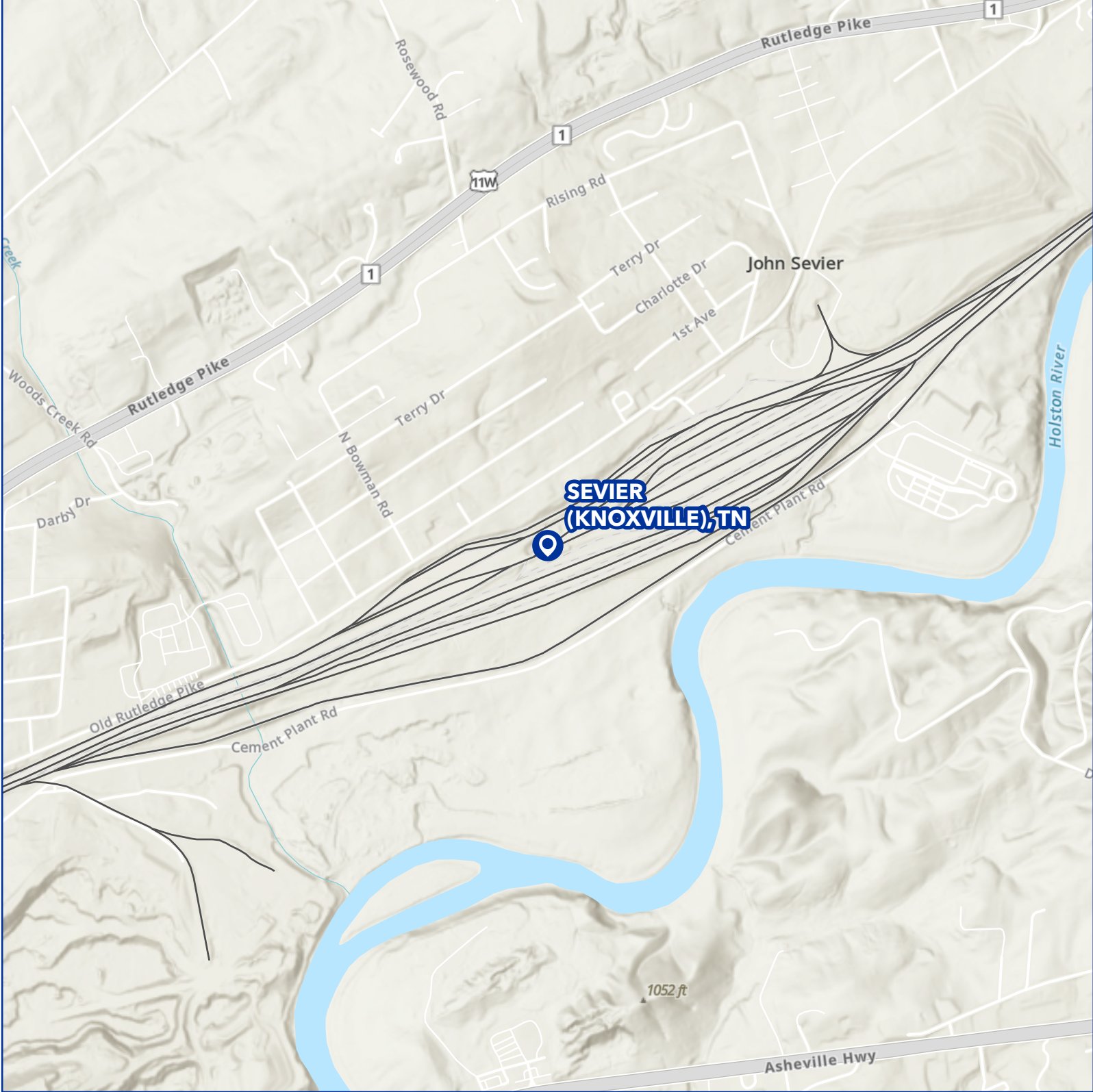


A3_MANIFEST_RAIL_YARD (OEA IR 1 Update) OEA Map Series Info. Request No. 3

 Manifest Yards



Within Nonattainment,
Maintenance, or Class 1 Zone : YES



SEVIER (KNOXVILLE), TN

KNOXVILLE, TN (36.0323, -83.8244)

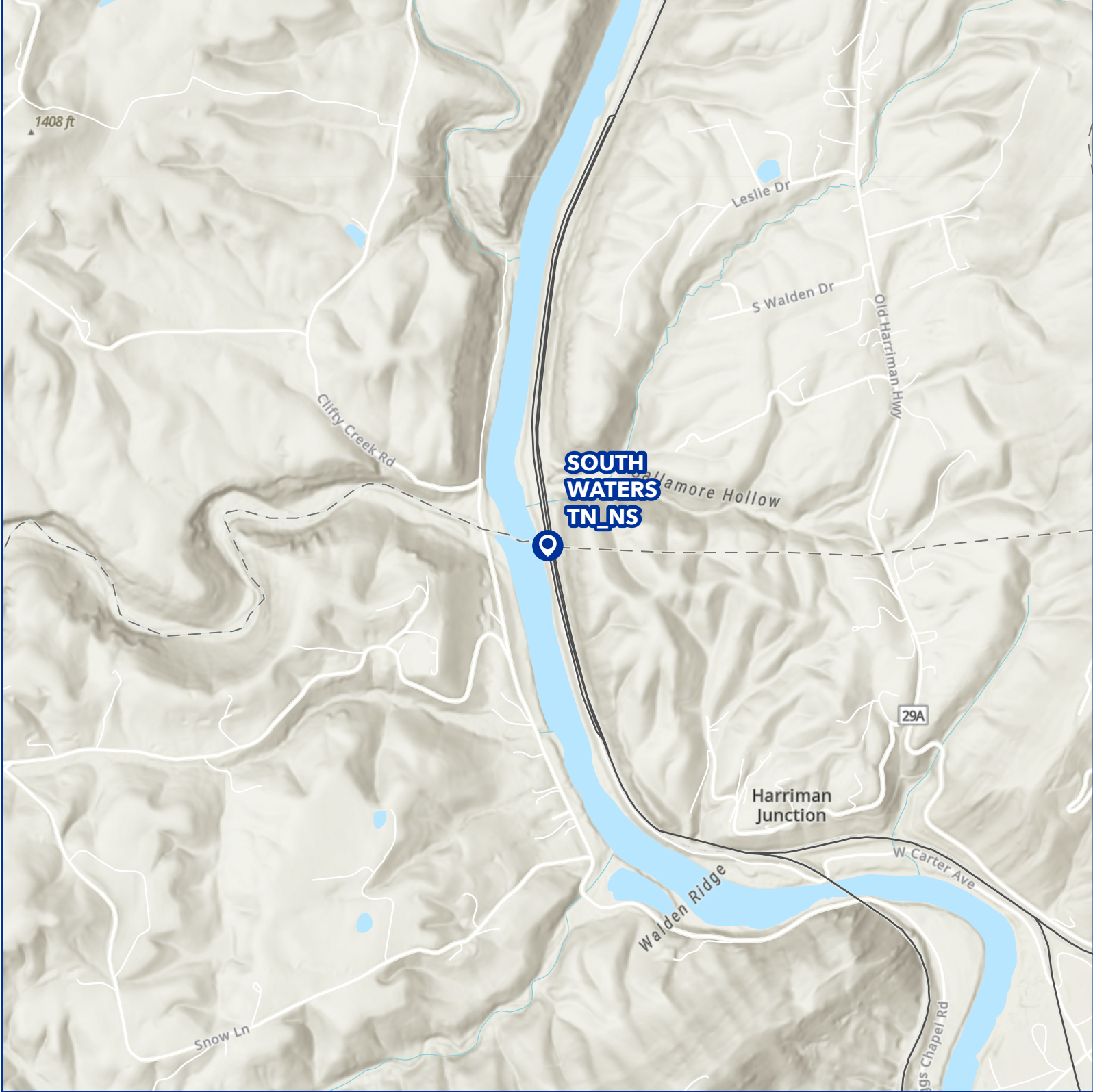
A3_MANIFEST_RAIL_YARD (OEA IR 1 Update)
OEA Map Series Info. Request No. 3

Cars Per Day	CPD	Transaction Related Growth
Year 5 No Transaction	323	39.8%
Year 5 with Transaction	452	
Transaction Related Growth	129	

 Manifest Yards



Within Nonattainment, Maintenance, or Class 1 Zone : YES



SOUTH WATERS TN_NS

HARRIMAN, TN (35.9498, -84.5747)

A3_MANIFEST_RAIL_YARD (OEA IR 1 Update)

OEA Map Series Info. Request No. 3

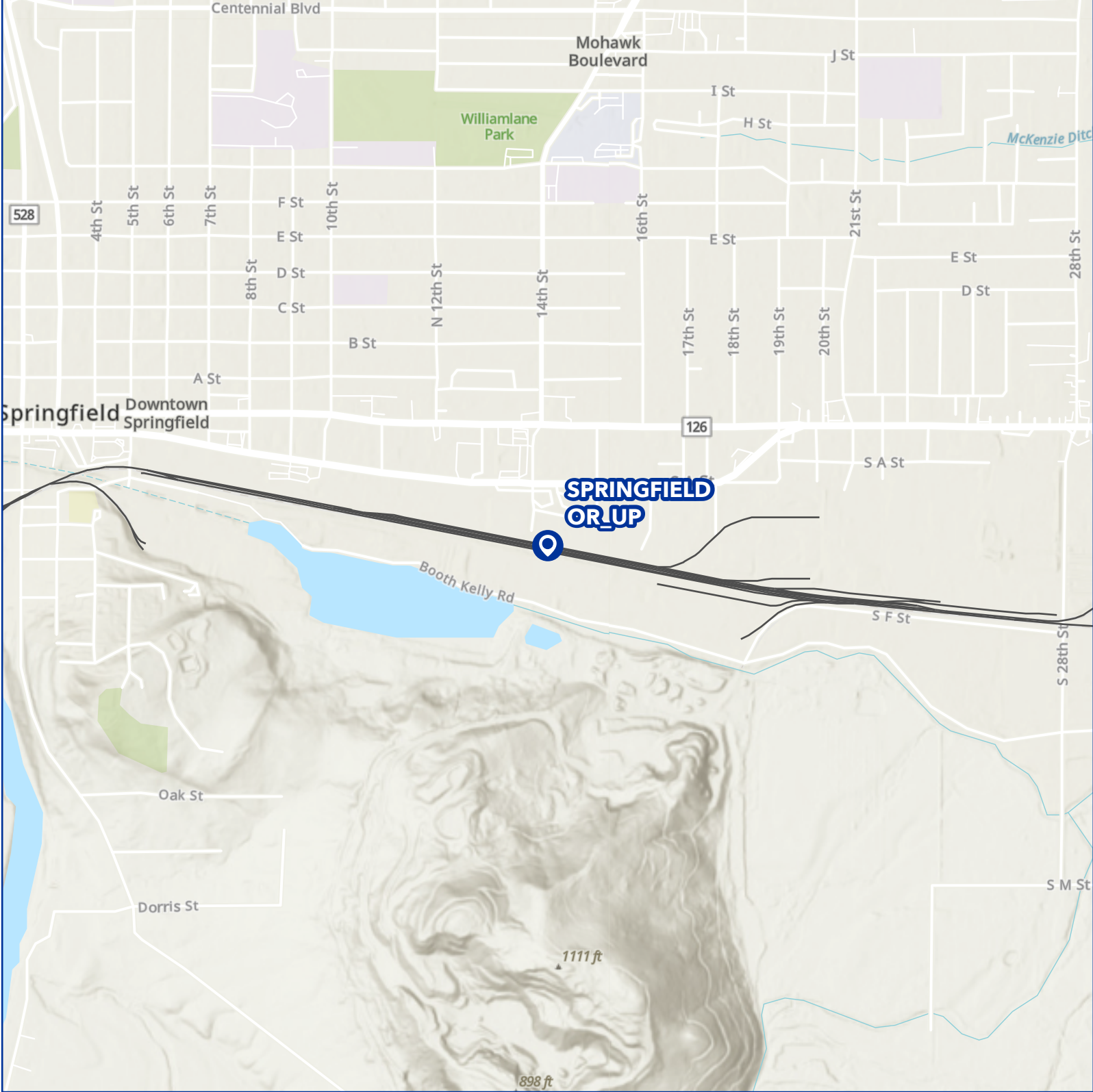
Cars Per Day	CPD	Transaction Related Growth
Year 5 No Transaction	33	150.3%
Year 5 with Transaction	83	
Transaction Related Growth	50	



 Manifest Yards



Within Nonattainment,
Maintenance, or Class 1 Zone : YES



SPRINGFIELD OR_UP

SPRINGFIELD, OR (44.0429, -123.0051)

A3_MANIFEST_RAIL_YARD (OEA IR 1 Update)
OEA Map Series Info. Request No. 3

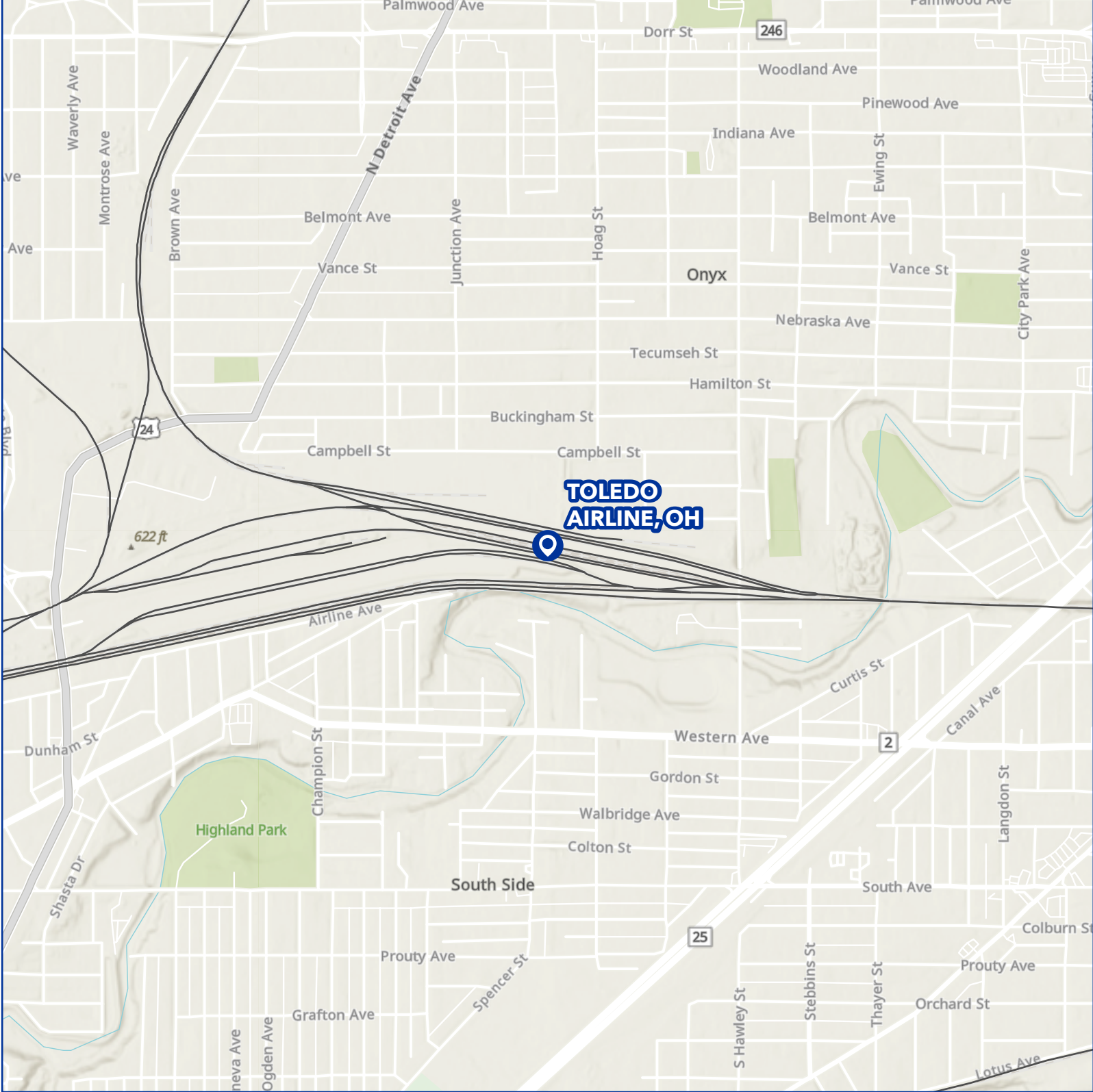
Cars Per Day	CPD	Transaction Related Growth
Year 5 No Transaction	33	38.5%
Year 5 with Transaction	45	
Transaction Related Growth	13	



 Manifest Yards

Within Nonattainment, Maintenance, or Class 1 Zone : YES





TOLEDO AIRLINE, OH

TOLEDO, OH (41.6397, -83.574)

A3_MANIFEST_RAIL_YARD (OEA IR 1 Update)

OEA Map Series Info. Request No. 3

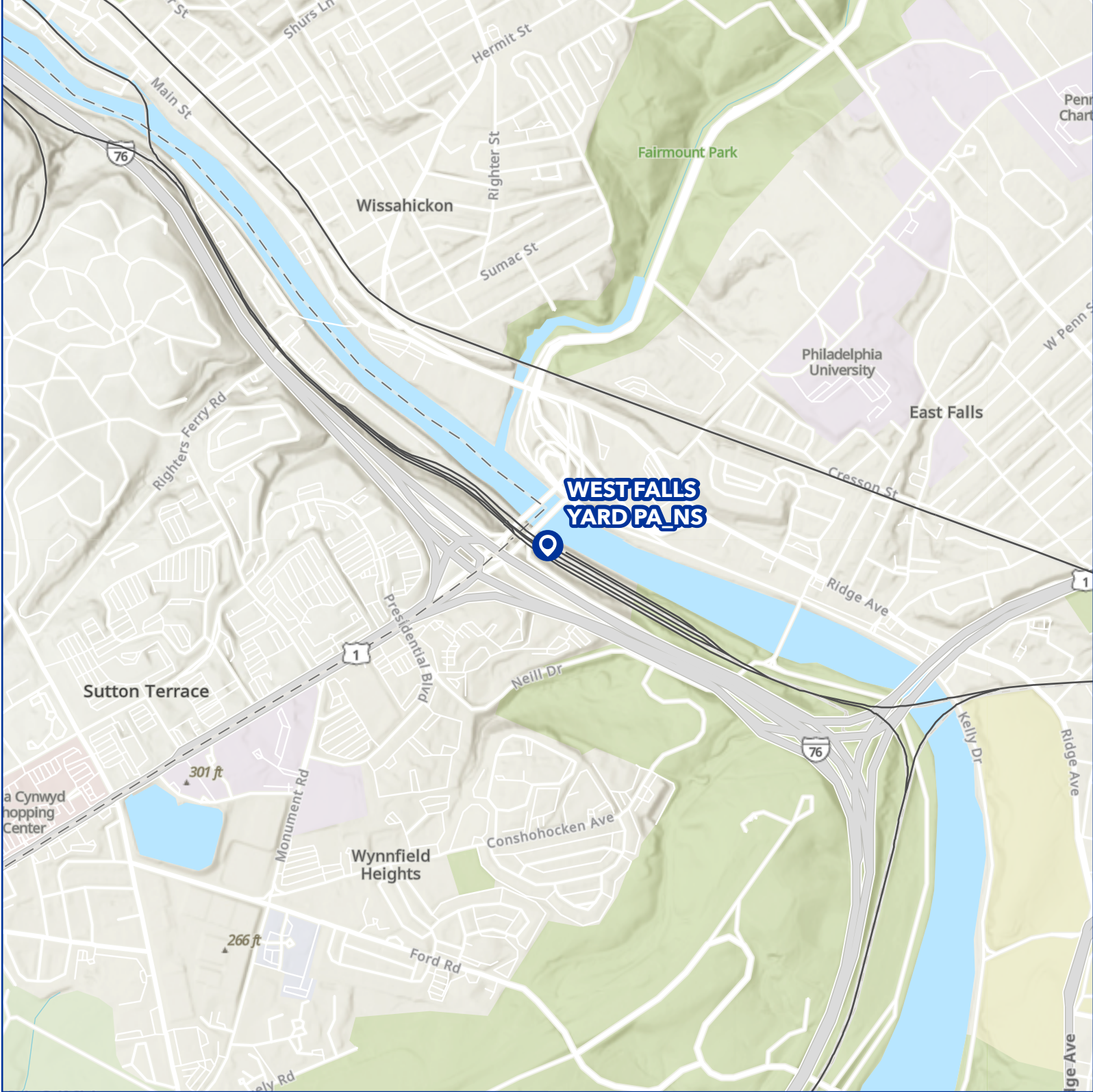
Cars Per Day	CPD	Transaction Related Growth
Year 5 No Transaction	205	
Year 5 with Transaction	358	75%
Transaction Related Growth	153	



Manifest Yards

Within Nonattainment, Maintenance, or Class 1 Zone : YES





WEST FALLS YARD PA_NS

BALA CYNWYD, PA (40.0106, -75.2057)

Cars Per Day	CPD	Transaction Related Growth
Year 5 No Transaction	28	39.7%
Year 5 with Transaction	39	
Transaction Related Growth	11	

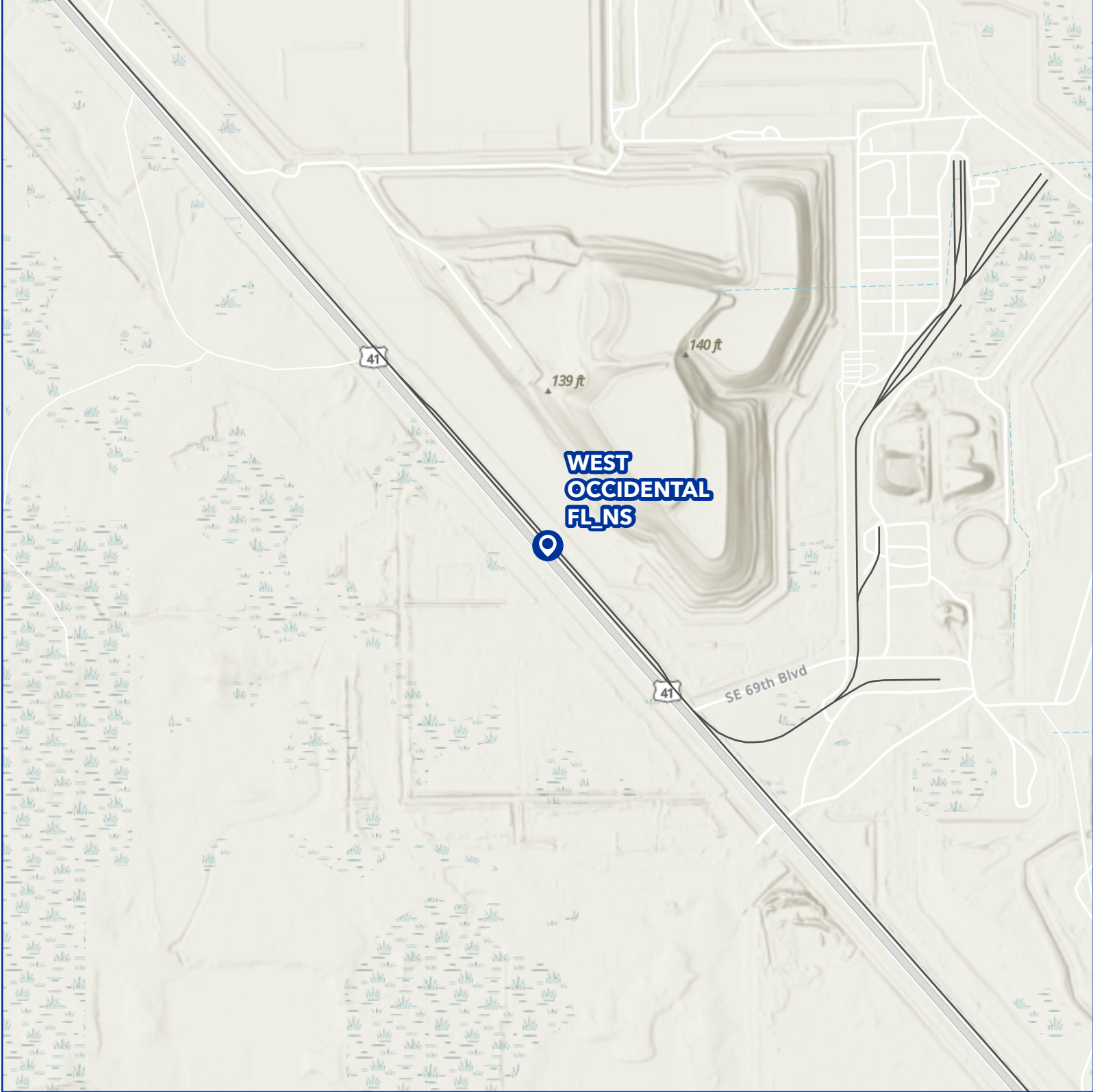


A3_MANIFEST_RAIL_YARD (OEA IR 1 Update) OEA Map Series Info. Request No. 3

Manifest Yards



Within Nonattainment, Maintenance, or Class 1 Zone : YES



WEST OCCIDENTAL FL_NS


JASPER, FL (30.4412, -82.8766)

Cars Per Day	CPD	Transaction Related Growth
Year 5 No Transaction	93	28.9%
Year 5 with Transaction	120	
Transaction Related Growth	27	



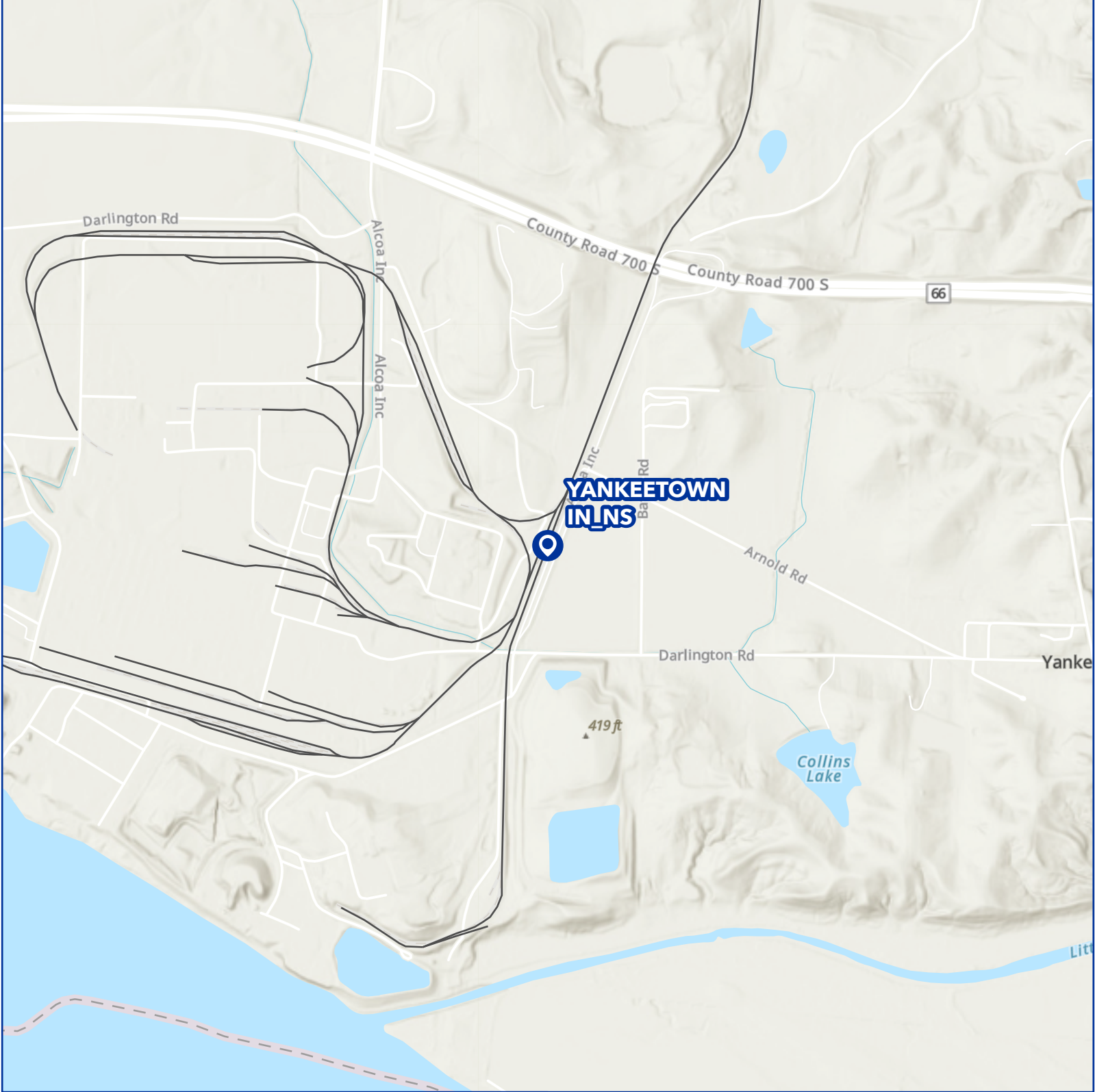
A3_MANIFEST_RAIL_YARD (OEA IR 1 Update)

OEA Map Series Info. Request No. 3

 Manifest Yards

Within Nonattainment, Maintenance, or Class 1 Zone : YES





YANKEETOWN IN_NS

YANKEETOWN, IN (37.9208, -87.3169)

Cars Per Day	CPD	Transaction Related Growth
Year 5 No Transaction	11	50.5%
Year 5 with Transaction	16	
Transaction Related Growth	5	



A3_MANIFEST_RAIL_YARD (OEA IR 1 Update)
OEA Map Series Info. Request No. 3

Manifest Yards



Within Nonattainment,
 Maintenance, or Class 1 Zone : YES